

HDPE PIPE

PE1100

The specifications of our HDPE pipe meet the requirements of GB T13663-2000 and GB/T136632-2005 standards, The hygienic performance conforms to the GB/T17219 standard and the relevant hygienic sevaluation regulations of the Ministry of Health. It has the characteristics of good flexibility, strong corrosion resistance, light weight, and excellent impact resistance. The connection of pipes and fittings can be connected by hot-melt socket, butt fusion and electric fusion, making the pipes and fittings are melted together, and the system is safe and reliable, and with low construction cost. Vigorously promote PE pipelines, is in line with guidelines of the Ministry of Construction for the development of chemical building materials, and meet the development needs of peoples living standards.

Pressure OD（mm）	PN0.6MPa DSR 26 Thickness（mm）	PN0.8MPa DSR 21 Thickness（mm）	PN1.0MPa DSR 17 Thickness（mm）	PN1.25MPa DSR 13.6 Thickness	PN1.6MPa DSR 11 Thickness（mm）
16					1.2
20					2.3
25					2.3
32					3
40					3.7
50					4.6
63			3.7	4.7	5.8
75			4.5	5.6	6.8
90		4.3	5.4	6.7	8.2
110	4.2	5.3	6.6	8.1	10
125	4.8	6	7.4	9.2	11.4
140	5.4	6.7	8.3	10.3	12.7
160	6.2	7.7	9.5	11.8	14.6
180	6.9	8.6	10.7	13.3	16.4
200	7.7	9.6	11.9	14.7	18.2
225	8.6	10.8	13.4	16.6	20.5
250	9.6	11.9	14.8	18.4	22.7
280	10.7	13.4	16.6	20.6	25.4
315	12.1	15	18.7	23.2	28.6
355	13.6	16.9	21.1	26.1	32.2
400	15.3	19.1	23.7	29.4	36.3
450	17.2	21.5	26.7	33.1	40.9
500	19.1	23.9	29.7	36.8	45.4
560	21.4	26.7	33.2	41.2	50.8
630	24.1	30	37.4	46.3	57.2
710	27.2	33.9	42.1	52.2	
800	30.6	38.1	47.4	58.8	
900	34.4	42.9	53.3		
1000	38.2	47.7	59.3		
1200	45.9	57.2			



FEATURES

- Because HDPE molecules have no polarity, they have good chemical stability. With the exception of a few strong oxidants, most chemical mediators do not destroy them. It does not breed bacteria and does not scale, and its circulation area will not decrease with the increase of operating time. It is an environmentally friendly product.
- Good connection strength (mainly hot-melt butt socket) such as:few joints, no leakage
- Convenient construction:Thanks to the light weight of HDPE pipe, it is convenient to carry and connect, so the construction is fast and the maintenance work is simple In the case of tight construction period and poor construction conditions, its advantages are more obvious
- The small friction coefficient and the large flow rate:the pipeline use HDPE as the material can pass a larger flow rate than other pipes of the same caliber. In other words, under the same requirements, HDPE pipes with relatively small diameter can be used.
  Good flexibility and a certain degree of deflection (22. 5)。HDPE pipe can be slightly deflected in the axial direction, and is not affected by the uneven settlement of the ground to a certain extent; it can be directly laid in the slightly uneven groove without using pipe fittings, etc.
- Good low temperature resistance:the embrittlement temperature of impact resistance is (-70"C)，no special protection measures are needed when constructing under low temperature conditions (below-30"C)，and construction is convenient in winter. Moreover, polyethylene pipes have good impact resistance, and under a water hammer 2.5times, the nominal pressure will not cause any damage to the pipes
- Good low temperature resistance:the embrittlement temperature of impact resistance is (-70"C)，no special protection measures are needed when constructing under low temperature conditions (below-30"C)，and construction is convenient in winter. Moreover, polyethylene pipes have good impact resistance, and under a water hammer 2.5times, the nominal pressure will not cause any damage to the pipes
- Excellent wear resistance:It has been experimentally proved that the wear resistance of HDPE is even higher several times than that of copper pipes.
- Strong pressure resistance:Compared with other pipes, it has obvious advantages



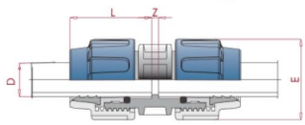

Coupling

TI01001

Size(mm)	D(mm)	DN	PN	L(mm)	Z(mm)	E(mm)
20*20	20	15	16	49	4	44
25*25	25	20	16	58	4	56
32*32	32	25	16	81	4	66
40*40	40	32	16	92	5	80
50*50	50	40	16	108	8	94
63*63	63	50	16	125	8	114
75*75	75	65	13	140	10	130
90*90	90	80	13	148	10	153
110*110	110	100	13	167	12	181



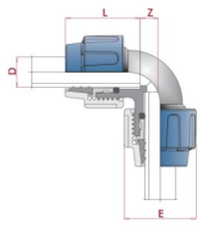

Elbow

TI01002

Size(mm)	D(mm)	DN	PN	L(mm)	Z(mm)	E(mm)
20*20	20	15	16	49	13	44
25*25	25	20	16	58	16	56
32*32	32	25	16	81	18	66
40*40	40	32	16	92	24	80
50*50	50	40	16	108	28	94
63*63	63	50	16	125	32	114
75*75	75	65	13	140	37	130
90*90	90	80	13	156	53	153
110*110	110	100	13	176	63	181



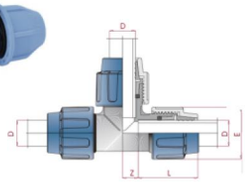

Tee

TI01003

Size(mm)	D(mm)	DN	PN	L(mm)	Z(mm)	E(mm)
20*20*20	20	15	16	49	13	44
25*25*25	25	20	16	58	16	56
32*32*32	32	25	16	81	18	66
40*40*40	40	32	16	92	24	80
50*50*50	50	40	16	108	28	94
63*63*63	63	50	16	125	32	114
75*75*75	75	65	10	140	41	130
90*90*90	90	80	10	156	53	153
110*110*110	110	100	10	176	63	181



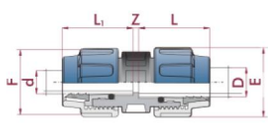

Reducer

TI01004

Size(mm)	D*G(mm)	DN	PN	L(mm)	L1(mm)	Z(mm)	E(mm)	F(mm)
25*20	25*20	15	16	58	49	4	56	44
32*20	32*20	15	16	81	49	5	66	44
32*25	32*25	20	16	81	58	4	66	56
40*25	40*25	20	16	92	58	12	80	56
40*32	40*32	25	16	92	81	4	80	66
50*32	50*32	25	16	108	81	5	94	66
50*40	50*40	32	16	108	92	5	94	80
63*50	63*50	40	16	125	108	8	114	94
75*63	75*63	50	10	140	125	15	130	114
90*63	90*63	65	10	148	116	6	153	114
90*75	90*75	80	10	148	141	6	153	130
110*90	110*90	100	10	167	148	15	180	153



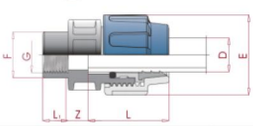

FEMALE ADAPTOR

TI01005

Size(mm)	D*G(mm)	PN	L(mm)	L1(mm)	Z(mm)	E(mm)	F(mm)
20*1/2″	20*1/2″	10	49	16	11	44	27
20*3/4″	20*3/4″	10	49	19	11	44	34
25*1/2″	25*1/2″	10	58	16	12	56	27
25*3/4″	25*3/4″	10	58	19	12	56	34
25*1″	25*1″	10	53	22	12	56	41
32*3/4″	32*3/4″	10	81	19	15	66	34
32*1″	32*1″	10	81	22	15	66	41
40*1″	40*1″	10	92	22	17	80	41
40*1 1/4″	40*1 1/4″	10	92	24	17	80	52
50*1 1/4″	50*1 1/4″	10	108	24	17	94	52
50*1 1/2″	50*1 1/2″	10	108	24	17	94	61
50*2″	50*2″	10	108	28	17	94	76
63*1 1/2″	63*1 1/2″	10	125	28	19	114	61
63*2″	63*2″	10	125	28	19	114	76
75*2″	75*2″	10	140	28	39	130	76
75*2 1/2″	75*2 1/2″	10	140	33	39	130	88
75*3″	75*3″	10	140	33	39	130	113
90*2″	90*2″	10	148	32	8	153	87
90*2 1/2″	90*2 1/2″	10	148	32	10	153	106
90*3″	90*3″	10	148	34	8	153	113
90*4″	90*4″	10	148	38	29	153	135
110*2″	110*2″	10	167	32	14	181	87
110*3″	110*3″	10	167	34	12	181	119
110*4″	110*4″	10	167	38	8	181	144



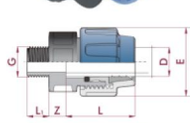

MALE ADAPTOR

TI01006

Size(mm)	D*G(mm)	DN	PN	L(mm)	L1(mm)	Z(mm)	E(mm)
20*1/2″	20*1/2″	15*15	10	49	14	14	44
20*3/4″	20*3/4″	15*20	10	49	16	14	44
20*1″	20*1″	15*25	10	49	19	14	4
25*1/2″	25*1/2″	20*15	10	58	14	15	56
25*3/4″	25*3/4″	20*20	10	58	16	15	56
25*1″	25*1″	20*25	10	58	19	15	56
32*3/4″	32*3/4″	25*20	10	81	16	16	66
32*1″	32*1″	25*25	10	81	19	16	66
32*1 1/4″	32*1 1/4″	25*32	10	81	21	16	66
40*1″	40*1″	32*25	10	92	21	22	80
40*1 1/4″	40*1 1/4″	32*32	10	92	21	22	80
40*1 1/2″	40*1 1/2″	32*40	10	92	21	22	80
50*1″	50*1″	40*25	10	92	21	22	94
50*1 1/4″	50*1 1/4″	40*32	10	108	21	23	94
50*1 1/2″	50*1 1/2″	40*40	10	108	21	23	94
50*2″	50*2″	40*50	10	108	26	23	94
63*1 1/2″	63*1 1/2″	50*40	10	125	21	25	114
63*2″	63*2″	50*50	10	125	26	25	114
75*2″	75*2″	65*50	10	140	26	39	130
75*2 1/2″	75*2 1/2″	65*65	10	140	30	39	130
75*3″	75*3″	65*80	10	140	33	39	130
90*2″	90*2″	80*50	10	148	30	30.5	153
90*2 1/2″	90*2 1/2″	80*65	10	148	32	30	153
90*3″	90*3″	80*80	10	148	34	30	153
90*4″	90*4″	80*100	10	148	39	29	153
110*2″	110*2″	100*50	10	167	30	31	181
110*3″	110*3″	100*80	10	167	35	31	181
110*4″	110*4″	100*100	10	167	38	31	181

TOMEEX





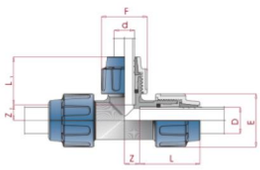

Reducing Tee

TI01007

Size(mm)	D*d*D(mm)	DN	PN	L(mm)	L1(mm)	Z(mm)	Z1(mm)	E(mm)	F(mm)
25*20*25	25*20*25	15	16	58	49	16	13	56	44
32*25*32	32*25*32	20	16	81	58	18	16	66	56
40*32*40	40*32*40	25	16	92	81	24	18	80	66
50*32*50	50*32*50	25	16	108	86	28	28	94	66
50*40*50	50*40*50	32	16	108	92	28	24	94	80
63*50*63	63*50*63	40	16	125	108	32	28	114	94
75*63*75	75*63*75	50	10	140	125	41	32	130	114
90*75*90	90*75*90	65	10	156	131	53	58	153	130
110*90*110	110*90*110	80	10	176	156	63	68	181	153





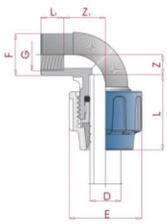

Female Elbow

TI01009

Size(mm)	D*G(mm)	PN	L(mm)	L1(mm)	Z(mm)	Z1(mm)	E(mm)	F(mm)
20*1/2″	20*1/2″	10	49	16	13	26	44	27
20*3/4″	20*3/4″	10	49	19	13	26	44	34
25*1/2″	25*1/2″	10	58	19	16	31	56	34
25*3/4″	25*3/4″	10	58	19	16	31	56	34
32*1/2″	32*1/2″	10	81	16	18	43	66	27
32*3/4″	32*3/4″	10	81	19	18	43	66	34
32*1″	32*1″	10	81	22	18	43	66	41
40*3/4″	40*3/4″	10	92	19	24	48	80	34
40*1″	40*1″	10	92	24	24	46	80	41
40*1-1/4″	40*1-1/4″	10	92	24	24	54	80	52
40*1-1/2″	40*1-1/2″	10	92	24	24	54	80	61
50*1-1/4″	50*1-1/4″	10	108	24	28	58	94	52
50*1-1/2″	50*1-1/2″	10	108	24	28	58	94	61
50*2″	50*2″	10	108	28	28	58	94	76
63*1-1/4″	63*1-1/4″	10	125	24	32	70	114	52
63*1-1/2″	63*1-1/2″	10	125	28	32	68	114	58
63*2″	63*2″	10	125	28	32	67	114	76
75*2″	75*2″	10	140	28	1	83	130	76
75*2-1/2″	75*2-1/2″	10	140	33	41	83	130	88
90*3″	90*3″	10	148	35	53	55	153	109
90*4″	90*4″	10	148	36	53	89	153	132
110*4″	110*4″	10	167	38	63	63	181	135

Female Tee

TI01011

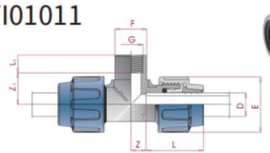





Size(mm)	D*G*D(mm)	PN	L(mm)	L1(mm)	Z(mm)	Z1(mm)	E(mm)	F(mm)
20*1/2″*20	20*1/2″*20	10	49	16	13	26	44	27
20*3/4″*20	20*3/4″*20	10	49	19	13	26	44	34
25*1/2″*25	25*1/2″*25	10	58	16	16	31	56	27
25*3/4″*25	25*3/4″*25	10	58	19	19	31	56	34
25*1″*25	25*1″*25	10	58	24	19	34	56	47
32*1/2″32	32*1/2″32	10	81	16	18	43	66	27
32*3/4″*32	32*3/4″*32	10	81	19	18	43	66	34
32*1″*32	32*1″*32	10	81	22	18	43	66	41
40*1 1/4″*40	40*1 1/4″*40	10	92	24	24	54	80	52
50*1″*50	50*1″*50	10	108	24	28	50	94	42
50*1 1/2″*50	50*1 1/2″*50	10	108	24	28	58	94	61
50*2″*50	50*2″*50	10	140	28	28	58	94	76
63*1″*63″	63*1″*63″	10	125	24	32	62	114	42
63*1 1/2″*63	63*1 1/2″*63	10	125	28	32	67	114	58
63*2″*63	63*2″*63	10	125	28	32	67	114	76
75*2 1/2″*75	75*2 1/2″*75	10	140	33	41	83	130	88
90*3″*90	90*3″*90	10	156	35	53	55	153	109
110*3″*110	110*3″*110	10	176	36	63	69	181	114
110*4″*110	110*4″*110	10	176	40	63	61	181	114





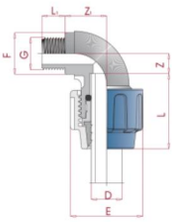

MALE ELBOW

TI01008

Size(mm)	D*G(mm)	DN	PN	L(mm)	L1(mm)	Z(mm)	Z1(mm)	E(mm)	F(mm)
20*1/2″	20*1/2″	15*15	10	49	14	13	26	44	27
20*3/4″	20*3/4″	15*20	10	49	16	13	26	44	30
25*1/2″	25*1/2″	20*15	10	58	14	16	34	56	27
25*3/4″	25*3/4″	20*20	10	58	16	16	34	56	30
32*1/2″	32*1/2″	25*15	10	81	14	18	34	66	27
32*3/4″	32*3/4″	25*20	10	81	16	18	34	66	30
32*1″	32*1″	25*25	10	81	19	18	45	66	36
40*1 1/4″	40*1 1/4″	32*32	10	92	21	24	59	80	48
40*1 1/2″	40*1 1/2″	32*40	10	92	21	24	59	80	52
50*1 1/4″	50*1 1/4″	40*32	10	108	21	28	68	94	48
50*1 1/2″	50*1 1/2″	40*40	10	108	21	28	68	94	52
50*2″	50*2″	40*50	10	108	26	28	68	94	66
63*1 1/4″	63*1 1/4″	50*32	10	125	24	32	71	114	48
63*1 1/2″	63*1 1/2″	50*40	10	125	24	32	71	114	52
63*2″	63*2″	50*50	10	125	26	32	78	114	66
75*2 1/2″	75*2 1/2″	65*65	10	140	30	41	83	130	82
90*3″	90*3″	80*80	10	156	35	53	77	153	113
90*4″	90*4″	100*100	10	156	39	53	77	153	113
110*4″	110*4″	110*110	10	176	40	63	90	181	135





Male Tee

TI01010

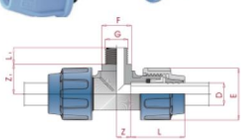

Size(mm)	D*G*D(mm)	DN	PN	L(mm)	L1(mm)	Z(mm)	Z1(mm)	E(mm)	F(mm)
20*1/2″*20	20*1/2″*20	15*15	10	49	14	13	26	44	27
20*3/4″*20	20*3/4″*20	15*20	10	49	16	13	26	44	30
25*1/2″*25	25*1/2″*25	20*15	10	58	14	16	34	56	27
25*3/4″*25	25*3/4″*25	20*20	10	58	16	16	34	56	30
32*1/2″32	32*1/2″32	25*15	10	81	14	18	45	66	27
32*1″*32	32*1″*32	25*25	10	81	19	18	45	66	36
40*1-1/4″*40	40*1 1/4″*40	32*32	10	92	21	24	59	80	48
40*1-1/2″*40	40*1 1/2″*40	32*40	10	92	21	24	59	80	52
50*1-1/2″*50	50*1 1/2″*50	40*40	10	108	21	28	68	94	52
63*2″*63	63*2″*63	50*50	10	125	26	32	78	114	66
75*2-1/2″*75	75*2 1/2″*75	65*65	10	140	30	41	83	130	82
90*3″*90	90*3″*90	80*80	10	156	35	53	77	153	117
90*4″*90	90*4″*90	80*110	10	156	39	53	77	153	117
110*4″*110	110*4″*110	110*110	10	176	40	63	90	181	142

End Cap

TI01012

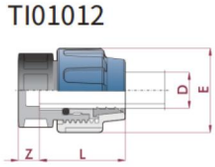





Size(mm)	D(mm)	DN	PN	L(mm)	Z(mm)	E(mm)
20	20	15	16	49	14	44
25	25	20	16	58	15	56
32	32	25	16	81	16	66
40	40	32	16	92	22	80
50	50	40	16	108	23	94
63	63	50	16	125	25	114
75	75	65	13	140	40	130
90	90	80	13	148	28	153
110	110	100	13	167	31	181



End Cap

TI01013


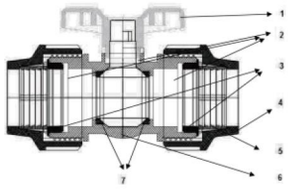

PP DOUNLE UNION BALL VALVE

TI01014

Size		Watwe ID (mm)	Nut ID (mm)	Cap ID (mm)	Depth (mm)	Hither	Handle
mm	inch	DN				H (mm)	T (mm)
Φ20	1/2″	DN15	21	21	14.5	69	68
Φ25	3/4″	DN20	26	26	14	82	78
Φ32	1″	DN25	33	33	14	91	92
Φ40	1-1/4″	DN32	41	41	19	107	100
Φ50	1-1/2″	DN40	51.5	51.5	19	128.2	122
Φ63	2″	DN50	64.5	64.5	20	149	140
Φ75	2-1/2″	DN65	77	77	27.5	167.3	140
Φ90	3″	DN80	92.6	92.6	45	193.3	206
Φ	4″	DN100	113.5	113.5	56.6	220.8	248


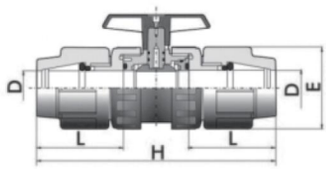

PP DOUNLE UNION BALL VALVE

TI01015

Size (mm)	NPT (mm)	BSPT (mm)	JIS (mm)	BS (mm)	ANSI (mm)	DIN (mm)	D (mm)	D1 (mm)	I (mm)	L (mm)
(1/2″)	14	14	22	22	21.34	20	31	43.7	31	137
(3/4″)	14	14	26	26	26.67	25	35.5	43.7	32.5	141
(1″)	11.5	11	32	34	33.4	32	41	55.1	35	148
(1-1/4″)	11.5	11	38	42	42.16	40	50	79	47	195
(1-1/2″)	11.5	11	48	48	48.26	50	63	92	41	205
(2″)	11.5	11	60	60	60.33	60	75	105	52	226



F/M UNION BALL VALVE

TI01016


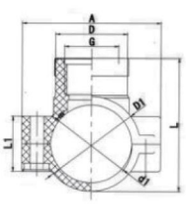

SADDLE CALMP

TI01018


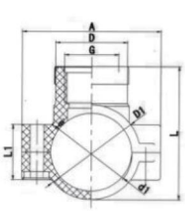

SADDLE CALMP

TI01019


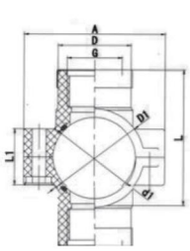

SADDLE CALMP

TI01020