TOMEEX

suban Group

TOMMUR INDUSTRY SHANGHAI CO.,LTD

上海天卯实业有限公司



http://www.tomeex.com

公司简介
Company profile

Tommur Industry Shanghai Co., Ltd. was established in 2004 and is headquartered in Pudong New Area, Shanghai. The company's main products are plastic products,irrigation product, faucets, valves,and.

In addition, we can also provide one-stop services such as customization, molding, and processing. In the past 10 years, we have focused on the development of the industry. With strong economic strength, advanced and standardized management systems, and a loyal and trustworthy corporate image, we have developed into a group company that integrates leading production of plastic valves, domestic and foreign trade, and e-commerce operations.

At present, there are four direct investment and equity companies: Tommur Industry Shanghai Co., Ltd., Shanghai Tianmao Industrial Co., Ltd., Pera Industry Shanghai CO.,LTD , and Yuhuan Painuo Plastic Products Co., Ltd. After nearly 20 years of development, we have invested and built two production bases in Shanghai and Yuhuan.

And we have established long-term and stable cooperative relationships with more than 30 domestic suppliers, with independent brands. Our products have obtained 25 national patents, including 10 utility model patents and 3 invention patents, as well as ROHS, CE, LFGB, UL, FDA, ISO, NSF and other certifications. Currently, 90% of our products are sold abroad and exported to more than 150 countries worldwide

.






1
安 全 第 一


UVA甬华






TOMEX
TOMMUR INDUSTRY SHANGHAI CO.,LTD



TOMEX

CONTENTS

BALL VALVE	01–11
BUTTERFLY VALVE	12
CHECK VALVE	13–14
FOOT VALVE	15
PLASTIC TAP	16
PVC WELL CASING AND SCREEN PIPES	17–19
UPVC PIPE	20–21
CPVC PIPE	22–23
PVC DWV PIPE	24
PPR PIPE AND FITTING	25–27
PEX PIPE AND FITTING	28–30
PVC-U SCH40 PRESSURE PIPING SYSTEM	31–35
CPVC SCH80 HIGH PRESSURE PIPING SYSTEM	36–40
CPVC PIPE AND FITTING(ASTM D2846)	41–46
PVC/PIPE FITTING (DIN STANDARD PN10)	47–54
PVC/CPVC DIN STANDARD PN16	55–63
PVC FITTING(BSPT)	64–67
PPH THREADED PRESSURE PIPING SYSTEM (IRAM)	68–74
PVC-U WELDED PRESSURE PIPING SYSTEM	75–78
PVC ELECTRICAL PIPE FITTINGS(DIN STANDARD)	79–83
PVC DWV PIPE FITTING	84–88
PP-R HOT/COLD WATER PRESSURE PIPING SYSTEM	89–96
PEX PIPE FITTINGS	97–100
PVC ELECTRICAL PIPE FITTINGS(ASNZS2053)	101–108
PVC TRANSPARENT PIPE FITTINGS	109–111



PLASTIC VALVE SYSTEM

INTRODUCTION

High quality valves were supplied by tomex, which valves made by qualified raw materials, were produced under strict production flows control and must be passed by strict test of quality.
Quality inspection for key components are carried out, including body processing, valve core processing, and component surface fine machining processing. Technical test fixtures are designed by ourselves, and used to check the function for valves one by one.

FEATURES OF PRODUCT

- **Light Weight:**
  The proportion is only 1/7 of the metal valves. It is convenient for handling and operation, which can save lots of manpower and installation time.
- **No Public Hazard:**
  The formula is environmental protection. The material is steady, without second contamination.
- **Corrosion-resistant:**
  With high chemical stability, plastic valves will not contaminate the water in the piping networks and can maintain the sanitation and efficiency of system. They are available for water supply transport and chemical industrial facilities.
- **Abrasion Resistance:**
  That has higher abrasion resistance than other material valves, so the service life can be longer.

FIELDS OF APPLICATION

Plastic valves for cold and hot water transport in residential and commercial buildings,hospitals,hotel,offices,school buildings, shipbuilding etc

Plastic valves for swimming pools facilities

Plastic valves for waste water treatment

Plastic valves for aquaculture

Plastic valves for irrigation

Plastic valves for other industrial applications



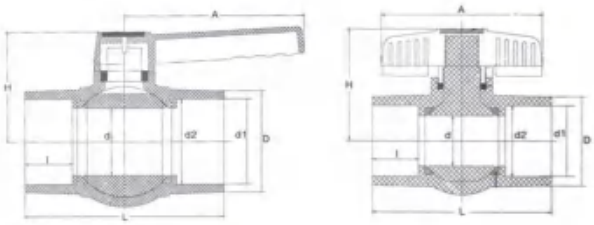

DIMENSIONS

Model	DN		15	20	25	32	40	50	65	80	100
	SIZE		1/2"	3/4"	1"	1-1/4"	1-1/2"	2"	2-1/2"	3"	4"
V003	thd./in	NPT	14	14	11.5	11.5	11.5	11.5	8	8	8
		BSPT	14	14	11	11	11	11	11	11	11
	JIS	l	20	23	25	27	31	34	45	50	55
		d1	22.3	26.3	32.33	38.43	48.46	60.56	76.6	89.6	114.7
		d2	21.7	25.7	31.67	37.57	47.54	59.44	75.87	88.83	113.98
	ANSI	l	20	23	25	27	31	34	45	50	55
		d1	21.54	26.87	33.65	42.42	48.56	60.63	73.38	89.31	114.76
		d2	21.23	26.57	33.27	42.04	48.11	60.17	72.85	88.7	114.07
	DIN	l	20	23	25	27	31	34	45	50	55
		d1	20.3	25.3	32.3	40.3	50.3	63.3	75.3	90.3	110.4
		d2	20	25	32	40	50	63	75	90	110
	NBR	d	20.3	25.3	32.3	40.3	50.3	60.17	75.3	90.3	110.4
		H	37	55	66	73	81	91	99	121	134
		A	25.81	74.42	91.15	96.6	106.64	128.9			
		L	71.54	81.45	95.51	105	119.43	138.91			
		D	28.52	34.33	42.32	52.76	60.07	75.49			



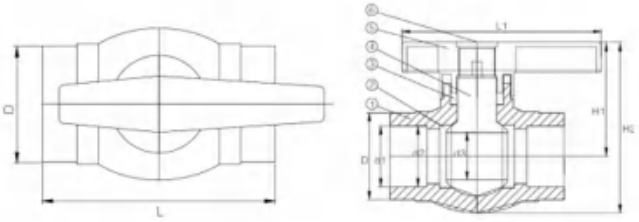

NPT NEW PVC BALL VALVE

SIZE	D3	D	L	L1	H2
1/2"	15	28.7	73.7	82.5	62.2
3/4"	20	35.0	78.2	89.5	73.9
1"	25	42.7	88.0	102.8	86.6
1-1/4"	32	53.0	104.6	123.0	95.6
1-1/2"	40	61.0	123.6	148.1	113.4
2"	50	74.0	143.3	148.1	131.2

PART	MATERIAL	QTY
BODY	U-PVC	1
SEAT SEAL	TPE	1
STEM O-RING	NBR/EPDM	1
BALL	PP	1
HANDL.E	ABS/PP/U-PVC	1
CAP	ABS/PP	1







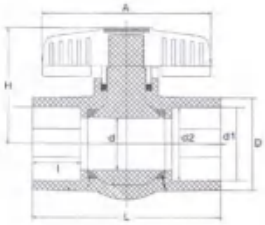
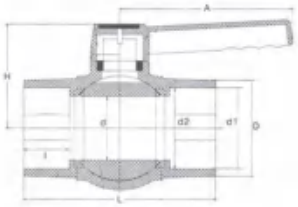

DIMENSIONS

Model	DN		15	20	25	32	40	50	65	80	100
	SIZE		1/2"	3/4"	1"	1-1/4"	1-1/2"	2"	2-1/2"	3"	4"
V003-1	thd./in	NPT	14	14	11.5	11.5	11.5	11.5	8	8	8
		BSPT	14	14	11	11	11	11	11	11	11
	JIS	l	18	20	24	26	30	31	45	48	53
		d1	22.3	26.3	32.33	38.43	48.46	60.56	76.6	89.6	114.7
		d2	21.7	25.7	31.67	37.57	47.54	59.44	75.87	88.83	113.98
	ANSI	l	18	20	24	26	30	31	45	48	53
		d1	21.54	26.87	33.65	42.42	48.56	60.63	73.38	89.31	114.76
		d2	21.23	26.57	33.27	42.04	48.11	60.17	72.85	88.7	114.07
V003-2	DIN	l	18	20	24	26	30	31	45	48	53
		d1	20.3	25.3	32.3	40.3	50.3	63.3	75.3	90.3	110.4
		d2	20	25	32	40	50	63	75	90	110
	NBR	d	20.3	25.3	32.3	40.3	50.3	60.17	75.3	90.3	110.4
		H	37	55	66	73	81	91	99	121	134
		A	25.81	74.42	91.15	96.6	106.64	128.9			
		L	71.54	81.45	95.51	105	119.43	138.91			
		D	28.52	34.33	42.32	52.76	60.07	75.49			


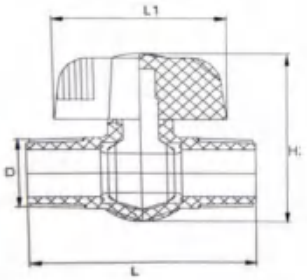


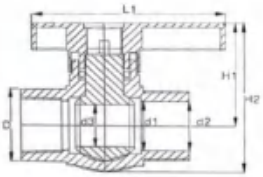
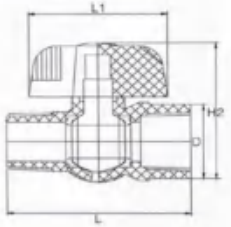

M/M BALL VALVE

Model	SIZE	d3	D	L	L1	H2
V004	1/2"	15	20.2	66.0	60.3	57.3
	3/4"	20	25.6	76.0	60.5	64.6

M/F BALL VALVE

Model	SIZE	d3	D	L	L1	H2
V004-1	3/4"	20	25.5	76.3	60.5	63.6
	1"	25	31.7	105.8	88.6	85.5
	1-1/2"	40	46.4	137.8	114.7	109.1
	2"	50	57.5	152.6	138.5	132.0



TJG01064 Plastic Tap



TJG01065 Plastic Tap



TJG01066 PP Tap



TJG01070 PP Tap



TJG01071 PP Tap



TJG01072 PP Tap



Pvc Well Casing And Screen Pipes

PVC WELL CASING PIPE

The water well pipe system of Tomex is composed of PVC well casing wall pipe and PVC well screen pipe, which is connected by high strength thread. Plastic well pipe has the characteristics of light weight, strong corrosion resistance, good durability and low cost. It is widely used in well engineering in foreign countries, especially in developed countries. More than 80% of them are plastic well pipes.

FEATURES OF PRODUCT

- **Light weight, convenient transportation and installation:**
  The density of PVC pipe is more than 1, between 1.35-1.46, the weight of pipe is slightly greater than the buoyancy of mud. When running the pipe in sequence, the pipe can be run smoothly without great lifting force. It is safe and reliable, and the labor intensity is small, and the transportation of well pipe is labor-saving and convenient.
- **It has strong corrosion resistance and good durability.**
  PVC is a very stable polymer, which hardly reacts with acid, alkali, salt and other chemical substances. In the well water which cannot be irradiated by solar ultraviolet rays, the service life of PVC is at least 50 years. It is suitable for various water quality wells, especially in recent years, the wide application of submersible electric pump in water accelerates the corrosion of traditional well pipes, but the plastic well pipes are not affected by this.
- **The length of single pipe is long and the well pipe joint is few.**
  The length of PVC well wall pipe is generally 6 meters, which can also be customized according to the requirements, which greatly reduces the number of joints, saves the running time and joint materials, and more importantly, reduces the chance of reporting waste wells due to improper joints and sand leakage, and also avoids the secondary pollution of well pipes to water.
- **The pipe material is cheap and the well completion cost is low.**
  Compared with the steel pipe of the same specification, the price of PVC wall pipe is 1 / 3 lower than that of steel pipe. In addition, the weight of the finished pipe is light, and the transportation cost can be greatly reduced. The installation and handling of the well pipe are convenient, and the manpower and material resources in the well completion process can be greatly saved.

FIELDS OF APPLICATION

Water seepage in collecting and discharging soil
It is widely used in airport, railway, highway, sports ground, park green space, roof garden, retaining wall, basement, tunnel, slope protection and drainage engineering.

Leachate collection
It is mainly used for mine taildam, ash dam of thermal power plant and leachate collection system of landfill. The leachate from these sites is a kind of pollutant with complex composition and high concentration.



PVC WELL CASING PIPE

UPVC Size range	63mm-400mm or as required
Customize service	Diameter,color and logo all can be customized
Standard length	4m/6m or As required
Connection method	Socket thread Connection,Glue,UPVC fittings,rubber ring
Application	Water well casing pipe,water well screen filter pipe Water filter Water supply,water drainage,Cable conduit Irrigation Hydroponic

DN	0.63Mpa Thickness	0.8Mpa Thickness	1.0Mpa Thickness	1.25Mpa Thickness	1.6Mpa Thickness	2.0Mpa Thickness	2.5Mpa Thickness
63	2.0	2.5	3.0	3.8	4.7	5.8	7.1
75	2.3	2:9	3.6	4.5	5.6	6.9	8.4
90	2.8	3.5	4.3	5.4	6.7	8.2	10.1
110	2.7	3.4	4.2	5.3	6.6	8.1	10.0
125	3.1	3.9	4.8	6.0	7.4	9.2	11.4
140	3.5	4.3	5.4	6.7	8.3	10.3	12.7
160	4.0	4.9	6.2	7.7	9.5	11.8	14.6
180	4.4	5.5	6.9	8.6	10.7	13.3	16.4
200	4.9	6.2	7.7	9.6	11.9	14.7	18.2
225	5.5	6.9	8.6	10.8	13.4	16.6	
250	6.2	7.7	9.6	11.9	14.8	18.4	
280	6.9	8.6	10.7	13.4	16.6	20.6	
315	7.7	9.7	12.1	15.0	18.7	23.2	

Typical applications for PVC Well Casing Pipe include

- Collect and discharge the seepage water in the soil. PVC slotted(drilled) pipes can be used in many applications, airports, railways, highways, playgrounds, park green belts to protect soil walls, basements, tunnels, slope drainage systems. It can reduce groundwater pressure, discharge super-abundant water, protect soil quality and buildings from damage due to leakage, and prevent flowers and plants from waterlogging. This item is usually distributed online, collected together and discharged.
- Exudate collection. Mainly in the field of mine sand dams, ash dams of thermal power plants, and landfill drainage and leakage systems.
- Rainwater collection. In areas lacking water resources, the use of PVC well filter tubes to collect water and simply purify it, has excellent water purifier performance.
- Substitutes for iron pipes and steel pipes. Plastic well pipe and water purifier pipe research and develop, and apply, can eficiency solute cast iron and steel well pipe erode distortion, destroy, flow sand problems.



PVC SCREEN/SLOTTED PIPE

UPVC Size range	63mm-400mm or as required
Customize service	Diameter,color and logo all can be customized
Standard length	4m/6m or As required
Connection method	Socket thread Connection,Glue,UPVC fittings,rubber ring
Application	Water well casing pipe,water well screen filter pipe Water filter Water supply,water drainage,Cable conduit Irrigation Hydroponic

DN	0.63Mpa Thickness	0.8Mpa Thickness	1.0Mpa Thickness	1.25Mpa Thickness	1.6Mpa Thickness	2.0Mpa Thickness	2.5Mpa Thickness
63	2.0	2.5	3.0	3.8	4.7	5.8	7.1
75	2.3	2:9	3.6	4.5	5.6	6.9	8.4
90	2.8	3.5	4.3	5.4	6.7	8.2	10.1
110	2.7	3.4	4.2	5.3	6.6	8.1	10.0
125	3.1	3.9	4.8	6.0	7.4	9.2	11.4
140	3.5	4.3	5.4	6.7	8.3	10.3	12.7
160	4.0	4.9	6.2	7.7	9.5	11.8	14.6
180	4.4	5.5	6.9	8.6	10.7	13.3	16.4
200	4.9	6.2	7.7	9.6	11.9	14.7	18.2
225	5.5	6.9	8.6	10.8	13.4	16.6	
250	6.2	7.7	9.6	11.9	14.8	18.4	
280	6.9	8.6	10.7	13.4	16.6	20.6	
315	7.7	9.7	12.1	15.0	18.7	23.2	

Typical applications for PVC SCREEN/SLOTTED PIPE

- Resistant erode PVC pipe has stable chemical property, which can resistant most of acid and alkali,

  Traditional pipe service life is 20-30 years.PVC pipe service life is at least 50 years at a set temperature and pressure.

- PVC pipe is produced by used Tin or Ca/Zn stabilizer, its sanitary performance is full according to GB/T17219 standard and Ministry of Health of the People's Republic of China related water criterion.

- PVC pipe has better slotted(bored) rate, strong resistant pressure, larger cross flowing, and is the best choice replace steel and concrete slotted(bored) pipe in many fields.

- PVC slotted(bored) pipe joint form: elastic seal ring joint, cement joint, also crew joint and flange joint. In additional, PVC-M pipe is density low, weight light, lower requirements for worker and construction equipment, construction cost also is lower compared concrete pipe, steel pipe.

- Inside wall smooth, no furring, flowing easier, no block(n=0.008---0.009), excellent resistant bacteria. It can effectively guarantee pipes long time straightway. For turning over swash field, PVC-M pipes also easily wash clear.



UPVC PIPE

PIPE CHARACTERISTICS

- Excellent physical properties. UPVC pipes and fittings are corrosive resistance, high anti-impact strength, low fluid resistance(flo rate is 30% higher than same size steel pipe).
  It is also first choice material for drainage and sewage applications because of aging resistance and long time service life(The using time can be 40-50 years according to testing results provided by authority)
- Light weight, well practical and easy to install. Using UPVC material can speed up schedule of construction and decrease the cost since the weight of UPVC pipe is 1/7 of the same size steel one.
- UPVC Piping system is not easy to block because of smooth interface.We do not need any tools to inspect the pipes because of special checking end.
- Less cost for construction.The price and maintance cost of UPVC pipe are cheaper than the same size steel pipe.

GB/T 10002(DIN8061/8062)

公称外径dn Nominal Outside Diameter Dn	外形尺寸Dimensions (mm)													
	S20/ SDR41		S16/ SDR33		S12.5/ SDR26		S10/ SDR21		S8/ SDR17		S6.3/ SDR13.6		S5/ SDR11	
	emin	公差 Tolerance	emin	公差 Tolerance	emin	公差 Tolerance	emin	公差 Tolerance	emin	公差 Tolerance	emin	公差 Tolerance	emin	公差 Tolerance
16													2.0	+0.4
20													2.0	+0.4
25											2.0	+0.4	2.3	+0.5
32									2.0	+0.4	2.4	+0.5	2.9	+0.5
40							2.0	+0.4	2.4	+0.5	3.0	+0.5	3.7	+0.6
50					2.0	+0.4	2.4	+0.5	3.0	+0.5	3.7	+0.6	4.6	+0.7
63			2.0	+0.4	2.5	+0.5	3.0	+0.5	3.8	+0.6	4.7	+0.7	5.8	+0.8
75			2.3	+0.5	2.9	+0.5	3.6	+0.6	4.5	+0.7	5.6	+0.8	6.8	+0.9
90			2.8	+0.5	3.5	+0.6	4.3	+0.7	5.4	+0.8	6.7	+0.9	8.2	+1.1
110			3.4	+0.6	4.2	+0.7	5.3	+0.8	6.6	+0.9	8.1	+1.1	10.0	+1.2
125			3.9	+0.6	4.8	+0.7	6.0	+0.8	7.4	+1.0	9.2	+1.2	11.4	+1.4
140			4.3	+0.7	5.4	+0.8	6.7	+0.9	8.3	+1.1	10.3	+1.3	12.7	+1.5
160	4.0	+0.6	4.9	+0.7	6.2	+0.9	7.7	+1.0	9.5	+1.2	11.8	+1.4	14.6	+1.7
180	4.4	+0.7	5.5	+0.8	6.9	+0.9	8.6	+1.1	10.7	+1.3	13.3	+1.6	16.4	+1.9
200	4.9	+0.7	6.2	+0.9	7.7	+1.0	9.6	+1.2	11.9	+1.4	14.7	+1.7	18.2	+2.1
225	5.5	+0.8	6.9	+0.9	8.6	+1.1	10.8	+1.3	13.4	+1.6	16.6	+1.9		
250	6.2	+0.9	7.7	+1.0	9.6	+1.2	11.9	+1.4	14.8	+1.7	18.4	+2.1		
280	6.9	+0.9	8.6	+1.1	10.7	+1.3	13.4	+1.6	16.6	+1.9	20.6	+2.3		
315	7.7	+1.0	9.7	+1.2	12.1	+1.5	15.0	+1.7	18.7	+2.1	23.2	+2.6		
355	8.7	+1.1	10.9	+1.3	13.6	+1.6	16.9	+1.9	21.1	+2.4	26.1	+2.9		
400	9.8	+1.2	12.3	+1.5	15.3	+1.8	19.1	+2.2	23.7	+2.6	29.4	+3.2		
450	11.0	+1.3	13.8	+1.6	17.2	+2.0	21.5	+2.4	26.7	+3.0	33.1	+3.6		
500	12.3	+1.5	15.3	+1.8	19.1	+2.2	23.9	+2.6	29.7	+3.2	36.8	+3.9		
560	13.7	+1.6	17.2	+2.0	21.4	+2.4	26.7	+2.9						
630	15.4	+1.8	19.3	+2.2	24.1	+2.7	30.0	+3.2						
710	17.4	+2.0	21.8	+2.4	27.2	+3.0								
800	19.6	+2.2	24.5	+2.7	30.6	+3.3								



ASTM UPVC SCH40 A01P01

Size['']	Wall thickness(mm)	Outer diameter	Tolerance of wall thickness
1/2"	2.77	21.34	0~+0.51
3/4"	2.87	26.67	0~+0.51
1"	3.38	33.4	0~+0.51
1-1/4"	3.56	42.16	0~+0.51
1-1/2"	3.68	48.26	0~+40.51
2"	3.91	60.32	0~+0.51
2-1/2"	5.16	73.02	0~+0.61
3"	5.49	88.9	0~+0.66
4"	6.02	114.3	0~+0.71
5"	6.55	141.3	0~+0.79
6"	7.11	168.28	0~+0.79
8"	8.18	219.08	0~+0.86
10"	9.27	273.05	0~+1.12
12"	10.31	323.85	0~+1.24
14"	11.10	355.6	0~+1.35
16"	12.70	406.4	0~+1.52
18"	14.27	457.2	0~+1.7
20"	15.06	508	0~+1.8
24"	17.45	609.6	0~+2.08



ASTM UPVC SCH80 A0201P

Size['']	Wall thickness(mm)	Outer diameter	Tolerance of wall thickness
1/2"	3.73	21.34	0~+0.51
3/4"	3.91	26.67	0~+0.51
1"	4.55	33.4	0~+0.53
1-1/4"	4.85	42.16	0~+0.58
1-1/2"	5.08	48.26	0~+0.61
2"	5.54	60.32	0~+0.66
2-1/2"	7.01	73.02	0~+0.84
3"	7.62	88.9	0~+0.91
4"	8.56	114.3	0~+1.02
5"	9.52	141.3	0~+1.14
6"	10.97	168.28	0~+1.32
8"	12.70	219.08	0~+1.52
10"	15.06	273.05	0~+1.80
12"	17.45	323.85	0~+2.08
14"	19.05	355.6	0~+2.29
16"	21.41	406.4	0~+2.57
18"	23.8	457.2	0~+2.84
20"	26.19	508	0~+3.15
24"	30.94	609.6	0~+3.71





CPVC PIPE

PIPE CHARACTERISTICS

CPVC is a new engineering plastic material made of modified PvC resin.This resin is grey or light yellow odorless. tasteless and nontoxic loose granule or powder.After the chlorination of PVC resin irregularity of molecular link and the increase of polarity.solubility and chemical stability, the using temperature of CPVC can reach 103-110 Clong time used temperature can be 90℃

CPVC piping system takes chlorinated polyvinyl chloride as main material, adds additives to improve processability, then it can be finished by extruding pipes or injection mould fittings

CPVC Din A0502P

公称外径dn Nominal Outside Diameter Dn	外形尺寸Dimensions (mm)							
	S10/ SDR21		S6.3/ SDR13.6		S5 / SDR11		S4/ SDR9	
	emin	公差 Tolerance	emin	公差 Tolerance	emin	公差 Tolerance	emin	公差 Tolerance
20	2.0(0.96)*	0-+0.4	2.0(1.5)*	0-+0.4	2.0(1.9)*	0-+0.4	2.3	0-+0.5
25	2.0(1.2)*	0-+0.4	2.0(1.9)*	0-+0.4	2.3	0-+0.5	2.8	0-+0.5
32	2.0(1.6)*	0-+0.4	2.4	0-+0.5	2.9	0-+0.5	3.6	0-+0.6
40	2.0(1.9)*	0-+0.4	3.0	0-+0.5	3.7	0-+0.6	4.5	0-+0.7
50	2.4	0-+0.5	3.7	0-+0.6	4.6	0-+0.7	5.6	0-+0.8
63	3.0	0-+0.5	4.7	0-+0.7	5.8	0-+0.8	7.1	0-+1.0
75	3.6	0-+0.6	5.6	0-+0.8	6.8	0-+0.9	8.4	0-+1.1
90	4.3	0-+0.7	6.7	0-+0.9	8.2	0-+1.1	10.1	0-+1.3
110	5.3	0-+0.8	8.1	0-+1.1	10.0	0-+1.2	12.3	0-+1.5
125	6.0	0-+0.8	9.2	0-+1.2	11.4	0-+1.4	14.0	0-+1.6
140	6.7	0-+0.9	10.3	0-+1.3	12.7	0-+1.5	15.7	0-+1.8
160	7.7	0-+1.0	11.8	0-+1.4	14.6	0-+1.7	17.9	0-+2.0
180	8.6	0-+1.1	13.3	0-+1.6				
200	9.6	0-+1.2	14.7	0-+1.7				
225	10.8	0-+1.3	16.6	0-+1.9				
250	11.9	0-+1.4	18.4	0-+2.1				
280	13.4	0-+1.6	20.6	0-+2.3				
315	15.0	0-+1.7	23.2	0-+2.6				
355	16.9	0-+1.9	26.1	0-+2.9				
400	19.1	0-+2.2	29.4	0-+3.2				



ASTM CPVC SCH80 A0202P

Size(")	Wall thickness(mm)	Outer diameter	Tolerance of wall thickness
1/2"	3.73	21.34	0~+0.51
3/4"	3.91	26.67	0~+0.51
1"	4.55	33.4	0~+0.53
1-1/4"	4.85	42.16	0~+0.58
1-1/2"	5.08	48.26	0~+0.61
2"	5.54	60.32	0~+0.66
2-1/2"	7.01	73.02	0~+0.84
3"	7.62	88.9	0~+0.91
4"	8.56	114.3	0~+1.02
5"	9.52	141.3	0~+1.14
6"	10.97	168.28	0~+1.32
8"	12.70	219.08	0~+1.52
10"	15.06	273.05	0~+1.80
12"	17.45	323.85	0~+2.08
14"	19.05	355.6	0~+2.29
16"	21.41	406.4	0~+2.57



ASTM CPVC 2846 A0301P

Nominal Tube or Pipe Size	Avg Out	Outside Diameter, in (mm) Tolerance on Average	Max Out-of-Roundness	(Wall Thickness, in (mm) SDR11 Min	Tolerance
1/4 Tubing	0.375(9.5)	±0.003 [±0.08]	±0.003 [±0.08]	0.055(1.40)	+0.020(+0.51)
3/8 Tube	0.500(12.7)	±0.003 [±0.08]	±0.003[±0.08]	0.060(1.52)	+0.020(+0.51)
1/2 Tube	0.625(15.9)	±0.003 [±0.08]	±0.004 [±0.10]	0.060(1.52)	+0.020
3/4 Tube	0.879(22.2)	±0.003 [±0.08]	±0.005 [±0.13]	0.089 [2.03]	+0.020
1 Tube	1.125 [28.6]	±0.003 [±0.08]	±0.006 [±0.15]	0.102 [2.59]	+0.020
1 1/4 Tube	1.375(34.9)	±0.003 [±0.08]	±0.007 [±0.18]	0.125(3.18]	+0.020
1 1/2/ Tube	1.625(41.3)	±0.004 [±0.10]	±0.008 [±0.20]	0.148(3.76]	+0.020
2 Tube	2.125 [54.0]	±0.004 [±0.10]	±0.010 [±0.25]	0.193 [4.90]	+0.023 [+0.58]
11/2 Pipe	1.900(48.6]	±0.006, -0.002 [+0.15, -0.05]	±0.008 [±0.20]	0.173 [4.39]	+0.021 [+0.53]
2 Pipe	2.375(60.2]	+0.006, -0.002[+0.15, 0.05]	±0.010[±0.25]	0.216[5.49]	+0.026 [+0.66]





PVC DWV PIPE

PIPE CHARACTERISTICS

The PVC Drain Pipe features advanced process, which has the advantages of excellent surface hardness, tensile strength, high safety, good aging resistance. Compared with ordinary product on the market, it ensures longer service life for use, which is more than 50 years. The coefficient of friction is small, so it is not easy to accumulate water, is not easy to be blocked, and requires less maintenance. The thermal conductivity and elastic modulus are small, and the resistance function is better than that of cast iron drainage pipes. Due to the excellent insulation properties, our PVC Drain Pipe can be an ideal facility widely used as post and telecommunication cable ducts.

The PVC Drain Pipe is equipped with high oxygen index and self-extinguishing, with simple connection method, convenient construction and high installation efficiency.

ASTM D PVC PIPE A10P01

Nominal outside diameter	Minimum outer diameter	Maximum outer diameter	Minimum wall thickness	Maximum wall thickness
32	32	32.2	2	2.4
40	40	40.2	2	2.4
50	50	50.2	2	2.4
75	75	75.3	2.3	2.7
90	90	90.5	3	3.5
110	110	110.3	3.2	3.8
125	125	125.3	3.2	3.8
160	160	160.4	4	4.6
200	200	200.5	4.9	5.6
250	250	250.5	6.2	7
315	315	315.6	7.8	8.6





PPR PIPE AND FITTING



PPR PIPES FOR HOT&COLD WATER A0202P

TOMEX PP-R water supply series products are produced in accordance with the high standard of iso9001 quality system and the strict require-
ments, and the products fully comply with the health standards of GB/T18742.1-2007, GB/T18742.2-2007, GB/T187423 and GB/T17219 as well as meet the relevant health safety evaluation regulations of the National Ministry of Health.
We have committed to improving product performance and customer experience for a long time, intergrating Europe's industrial technologyand the integration of domestic user habit, and using unique processing technology As a typical representative of new plastic pipe products, Pp-R pipe has the advantages of energy saving environmental protection, light quality, corrosion resistance, no scaling, convenient construction and long service life Compared with the traditional cast iron pipe, galvanized pipe and other pipes, it has higher comprehensive technical performance and economic index, and is the leading product of cold and hot water pipeline, which is widely used in construction, municipal, industrial and agricultural water supply fields.

GOOD MANAGEMENT COMES FROM GOOD MATERIALS A11P02

TOMEX PPR pipeline raw materials used in pure imported food grade Pp-R raw materials. Its raw material mole cules are composed of natural carbon and hydrogen elements. The pipeline would not produce irritating taste when hot welding On the condition of full combustion, only carbon dioxide and water, which is non-toxic and environmental protection, strong corrosion resistance of pipeline, It has not chemical influenced on drinking water and chemicals in buildings. We would ensure the quality of pipes and the health of drinking water users from the source

Size	Packing	Size	Packing	Size	Packing	Size	Packing
25x2.3	140	20x2.3	300	20x2.8	300	20x3.4	200
32x3.0	80	25x2.8	140	25x3.5	140	25x4.2	140
40x3.7	80	32x3.6	80	32x3.6	80	32x5.4	80
50x4.6	56	40x4.5	80	40x5.5	80	40x6.7	80
63x5.8	32	50x5.6	56	50x6.9	56	50x8.4	56
75x6.9	24	63x7.7	32	63x8.6	32	63x10.5	32
90x8.2	16	75x8.4	24	75x10.3	24	75x12.5	24
110x10.0	12	90x10.1	16	90x12.3	16	90x15	16
		110x12.1	12	110x15.1	12	110x18.3	12





PPR PLUS PIPES A11P03

Specifications	Packing	Specifications	Packing
20X3.5	120	75X12.5	16
25X4.3	100	90X15	12
32X5.5	60	110X18.3	8
40X6.8	40	125X20.8	8
50X8.5	24	160X26.6	4
63X10.6	16		

High performance

Normal service life is at least 50 years wide range of application

Soundproof performance is good, will not produce water noise. Corrosion resistant, can be used to transport more than 300

Good thermal insulation with very low heat loss and good pressure resistance,can carry -40 C to 110C and up to 20-25kg

Good hot melt,easier and safer welding

High quality

TOMEX PPR products is totally exported raw material with healthy, safe and environmentally recyclable. All accessories with wire are 612 grade high-quality lead-free brass produced by European velander, which does not contain any heavy metals and will not be released into the water, causing harm to human body, and can be used for direct drinking water.

High technique

TOMEX has its own state-level laboratory and mold factory, with high mold accuracy, precise design and production, and extremely exquisite product appearance. The inner wall of the pipe is very smooth, and the large arc design of the elbow fittings is scientific.
the water flow is smoother than that of similar products, and there is no water flow noise. The pipe is non-trnasparent, and



A11P03

EUROPEAN STANDARD CW617NANTI-ZINC PROTECTION COPPER

PRODUCT FEATURES

Excellent design

The inner wall of the hot-melt interface is designed to prevent the overflow of excessive hot-melt materials, which effectively prevent the stacking of materials, and ensure the smooth flow of water.

Friendly material

Use high-quanlity imported, healthier, and environmentally friendly material.

Durable life

Can use more than 50 years, and complete variety, sufficient stock, including more than 56 tyoes pipes,
302 different type fittings, to meet the requirements of reserve pipe. All products not only pass through EU health standards, but possess high-level technology.



PPR STABI ALUMINUM COMPOSITE PIPE A11P05

PP-R plastic aluminum steady-state composite pipe is a new type of high performance water delivery pipe produced according to CJ/T 210-2005 pipe material, which conforms to GB/T17219 health standard and relevant health safety evaluation regulations of the National Ministry of Health. The pipe consists of PP-R inner layer, adhesive layer, aluminum layer and PP-R outer lay

PP-R plastic-aluminum steady-state composite pipe combine with innovative pipe design which make it better in the performance of hot water transportation. The product not only has small thermal expansion coefficient, non-percolate oxygen, light resistance and other characteristics of the aluminum-plastic composite pipe , but also retains the EXCELLENT heat resistance of PP-R pipe and the simple and economical hot-melt socket connection way, the pipe fitting is strong

PPR WATER PURIFICATION PIPE SERIES A11P03

Size	Packing	Size	Packing
20X3.4	200	20X2.8	200
25X4.2	140	25X3.5	140
32X5.4	80	32X4.4	80
40X6.7	80	40X5.5	80
50X8.4	56	50X6.9	56
63X10.5	32	63X8.6	32



PRODUCT FEATURES

Small coefficient expansion /Non-deformed

The PPR tube and the alloy aluminum layer are made by means of polymer binder. It combines the advantages of ppr and metal tube, including ppr hygiene, corrosion resistance, sealing property and rigidity of metal tube. It wildely used for plumbing systems, homing radiator, central air conditioning, and so on.

Non-oxygenation/Non-transparent/Anti-corrosion/Restrain algae growth

A layer of aluminum alloy is coated on the outer layer of the PPR pipe, not only to insulate the external air and oxygen, but prevent the metal parts of the heating and central air conditioning pipe system from chlorination corrosion. Meanwhile the pipe wall is not transparent, which can restrain algae growth.

UV resistant/Scratch resistant/Long service life

The aluminum layer in plastic aluminum stabilizer tube can effectively block ultraviolet rays and prevent the inner tube material from aging to keep long service life. At the same time, it can protect the inner tube during construction, prevent scratches, and adapt to complex construction environment.



PEX PIPE AND FITTING

A12P01 PE-Xb OXYGN A12PO2 PERT OXYGN FLOOR HEATING PIPESFLOOR HEATING PIPES

TOMEX PEX-b pipe is made of polyethylene as the main material. It adopts innovative two-step silane and cross-linking technology to form chemical covalent bond between the molecular chains of polyethylene, forming a three-dimensional network structure, so it has excellent heat resistance and comprehensive mechanical and physical properties.
It has been widely used in building indoor and outdoor cold and hot water supply, floor heating and heating pipeline system, and is regarded as the new generation of green pipe with the best comprehensive performance.



PRODUCT FEATURES

The special high - quality raw materials and precise formulation system imported from Europe are adopted, and all performance indexes of the products fully meet the requirements of GB/t18992.2.

The international leading special extrusion equipment, perfect quality control system and production technology can transform the superior performance of raw materials into pipeline products to the greatest extent.

With advanced steam crosslinking technology, the crosslinking degree is even, which ensures the stability of product quality, and the texture is solid and full of toughness

The inner wall of the pipeline is smooth, with small resistance, not easy to scale, improving heating efficiency, energy saving and environmental protection.

Good temperature and pressure resistance, long-term use temperature up to 95 ℃.

Easy to bend, easy to install, fast, less pipe fittings, easy to install.

It has good friction resistance and can resist slight abrasion and scratch during transportation and construction.

The service life is more than 50 years.

PEX-XB-STABI SYSTEMS

size	packing	Inside Material	Middle Material	Outside Material
16x2.6	100m	PE-Xb	AL	PE
20x2.9	100m	PE-Xb	AL	PE
25x3.7	50m	PE-Xb	AL	PE
32x4.7	50m	PE-Xb	AL	PE



PRODUCT FEATURES

Excellent anti beam variable fracture strength and high temperature stability

The highest temperature (failure) in a short time can reach 100 ℃

Significant memory (self-healing ability) can expand rapidly and restore slowly

Good impact strength, low temperature impact strength can be as low as - 50 ° C

Excellent chemical resistance and wear resistance

No damage due to small scratches



PEX-AL-PEX ALUMINUM-PLASTIC COMPOSITE PIPE-OVERLAP

A12P03

APPLICATION AREA

Commercial pipe network

Hospital management department

Domestic pipe system

Agriculture and garden pipe network

Water supply riser

Heat recovery pipe network

Aluminum plastic tube (English Name: aluminum plastic tube) is a new type of pipe which is composed of longitudinal welded aluminum tube in the middle, polyethylene plastic in the inner and outer layers and hot-melt adhesive co extrusion between layers. Polyethylene is a nontoxic, odorless plastic with good impact resistance, corrosion resistance and weather resistance. The longitudinal welding of aluminum alloy in the middle layer makes the pipe have the metal compressive strength, and the impact resistance makes the pipe easy to bend and not rebound. The aluminum plastic composite pipe has two major characteristics of the metal pipe's solid compressive strength and the plastic pipe's acid-base corrosion resistance, which is a model of the new generation of pipes. Aluminum plastic pipe (aluminum plastic composite pipe) is a more popular pipe material on the market. Because of its light weight, durability and convenient construction, and the flexibility of aluminum plastic pipe (aluminum plastic composite pipe) is more suitable for use in home decoration. The inner and outer layers of aluminum-plastic pipes are made of special polyethylene materials, which are clean, nontoxic andsmooth. It can be used for more than 50 years. The intermediate aluminum layer can be 100% isolated from gas penetration, andthe pipe has the advantages of metal and plastic pipe at the same time, while the disadvantag

Size	Packing
FF1216	100
FF1418	100
FF1620	100
FF2025	100
FF2632	100



PEX-AL-PEX ALUMINUM-PLASTIC COMPOSITE PIPE-LASER A12P04

PRODUCT FEATURES

Long service life: under the working temperature of 70 ℃ and the working pressure of 1.0MPa, the long-term continuous service life is more than 50 years; the normal temperature 20c service life is more than 100 years;

The crosslinking degree is stable and even: the crosslinking degree is stable, the inner and outer diameters of the pipes are unified, and the wall thickness is even in the longitudinal and transverse directions;

High strength pressure resistance: it can withstand 85 ° water temperature for a long time, because it contains seamless laser butt welding and aluminum layer of lap welding process, it can withstand 10 kg pressure range;

Good thermal conductivity: the coefficient of thermal conductivity is 0.45w/mk, 1.5 ~ 2 times of the coefficient of cross-linked polyethylene pipe, which is more conducive to the heat transfer between the pipe and the floor, and the heating system has higher thermal efficiency;

Installation is faster as bending without rebound : with the characteristics of easy bending non-respringback, laying coil in construction, pipe positioning and fixing are very easy, work efficiency can be greatly improved;

The coefficient of thermal expansion is small: the coefficient of thermal expansion is 2.5×10-5 m/mk, to avoid large expansionor contraction caused by ground rupture or pipe system damage;

The safety of oxygen protection system: the aluminum tube in the middle layer can completely isolate the oxygen permeation, prevent the oxidation corrosion of the corrosion-prone components, and ensure the normal operation and service life of the system for a long time;



PVC-U SCH40 PRESSURE PIPING SYSTEM

PRODUCT INTRODUCTION

As the series of PVC-U SCH40 piping network products for water supply and drainage with mature technology, pipes and fittings of PVC-U are one of the largest outputs for plastic products in the world, which already had been used widely both at home and abroad.
For TOMEX PVC–U SCH40 water supply piping network, the raw materials and finished products are both match or exceed therelative standards. So TOMEX PVC–U SCH40 piping network can suit for the equipments of drinking water supply. The piping networks are designed for the uninterrupted supply of water condition from 20℃ to 50℃. Under this condition, service life of piping network can up to 50 years. TOMEX PVC–U piping network have the full series size and model o f fittings for building water supply, which can suit for many kinds of requirement.
The series of PVC–U SCH40 fittings can match the standard ASTM D2466, and the series of PVC–U SCH40 pipes can match the standard ASTM D1785.

FEATURES OF PRODUCT

- **High Flow Ability:**
  The inside and outside wall are smooth, the coefficient of friction is small, roughness is only 0.008 to 0.009, anti-fouling property is strong, fluid transport efficiency is enhanced 25% than cast iron piping network.
- **Corrosion Resistant:**
  PVC-U material has strong resistance to most of acid and alkali. No rust, no antiseptic treatment. The service life is 4 times than that of cast iron.
- **Light Weight and Easy Installation:**
  Weight is very light. The density of PVC–U is only 1/5 to 1/6 of that of cast iron. The method of connection is very simple, and the process of installation is very quickly.
- **High Tensile Strength:**
  PVC-U has high tensile strength, and high shock strength. The piping network of PVC-U is not easy to break, and it works safety.
- **Long Service Life:**
  The piping network with normal material can be used around 20 to 30 years, but the PVC-U piping network can be used longer than 50 years.

FIELDS OF APPLICATION

Piping networks for water supply in building.

Piping networks for piping system in water treatment plant.

Piping networks for water farming.

Piping networks for irrigation, normal water transport for industry.

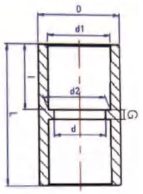

A0101 Coupling

Size	D	L	Z
1/2"	21.34	17.5	2.5
3/4"	26.67	18.5	3
1"	33.4	22.5	3.5
1-1/4"	42.16	24	3.5
1-1/2"	48.26	28	3.5
2"	60.32	29.5	5
2-1/2"	73.02	44.5	5
3"	88.9	48	5.5
4"	114.3	51	6



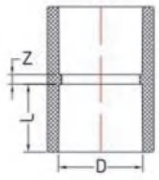

A0102 Reducing Coupling

Size	D	D1	D2	L	Z
3/4"X1/2"	26.7	21.34	18.5	17.5	45
1"X1/2"	33.4	21.34	22.5	17.5	50
1"X3/4"	33.4	26.67	22.5	18.5	50
1-1/4"X3/4"	42.16	26.67	24	18.5	55
1-1/4"X1"	42.16	33.4	24	22.5	60
1-1/2"x1"	48.26	33.4	28	22.5	65
1-1/2"X1-1/4"	48.26	42.16	28	24	67
2"X1-1/4"	60.3	42.16	29.5	24	70
2"X1-1/2"	60.32	48.26	29.5	28	72
2-1/2"X1-1/2"	73.02	48.26	44.5	28	90
2-1/2"X2"	73.02	60.32	44.5	29.5	92
3"X2"	88.9	60.32	48	29.5	97
3"X2-1/2"	88.9	73.02	48	44.5	110
4"X2-1/2"	114.3	73.02	51	44.5	125
4"X3"	114.3	88.9	124	48	130



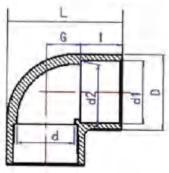

A0103 90 ° Elbow

Size	D	L	Z
1/2"	21.34	17.5	30
3/4"	26.67	18.5	33.5
1"	33.4	22.5	41.5
1-1/4"	42.16	24	47.5
1-1/2"	48.26	28	54.5
2"	60.32	29.5	63.5
2-1/2"	73.02	44.5	85
3"	88.9	48	96.5
4"	114.3	51	113



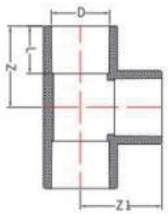

A0104 Tee

Size	D	L	Z	Z1
1/2"	21.34	17.5	30	30
3/4"	26.67	18.5	22.5	24
1"	33.4	22.5	41.5	41.5
1-1/4"	42.16	24	47.5	47.5
1-1/2"	48.26	28	54.5	54.5
2"	60.32	29.5	63.5	63.5
2-1/2"	73.02	44.5	85	85
3"	88.9	48	96.5	96.5
4"	114.3	51	113	113



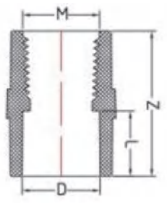

A0105 Emale Elbow

Size	D	L	Z	M
1/2"	2134	17.5	41.5	1/2"
3/4"	26.67	18.5	43	3/4"
1"	33.4	22.5	55	1"
1-1/4"	42.16	24	55	1-1/4"
1-1/2"	48.26	28	61.5	1-1/2"
2"	60.32	29.5	62	2"
2-1/2"	73.02	44.5	91	2-1/2"
3"	88.9	48	95	3"
4"	114.3	51	100	4"
3/4"X1/2"	26.67	18.5	41	1/2"



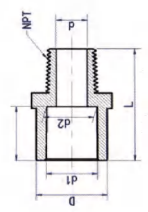

A0106 Reducing Coupling

Size	D	L	Z	M
1/2"	21.34	17.5	41.5	1/2"
3/4"	26.67	18.5	43	3/4"
1"	33.4	22.5	55	1"
1-1/4"	42.16	24	55	1-1/4"
1-1/2"	48.26	28	61.5	1-1/2"
2"	60.32	29.5	62	2"
2-1/2"	73.02	44.5	91	2-1/2"
3"	88.9	48	95	3"
4"	114.3	51	100	4"



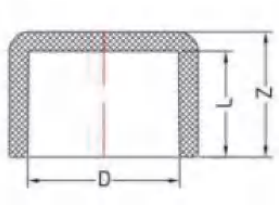

A0107 Cap

Size	D	L	Z
1/2"	21.34	17.5	2.5
3/4"	26.67	18.5	3
1"	33.4	22.5	3.5
1-1/4"	42.16	24	3.5
1-1/2"	48.26	28	3.5
2"	60.32	29.5	5
2-1/2"	73.02	44.5	5
3	88.9	48	5.5
4"	114.3	51	6



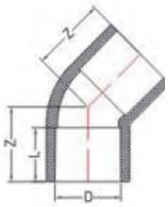

A0108 45 ° Elbow

Size	D	L	Z
1/2"	21.34	17.5	24
3/4"	26.67	18.5	26
1"	33.4	22.5	32
1-1/4"	42.16	24	35.5
1-1/2"	48.26	28	41
2"	60.32	29.5	46.5
2-1/2"	73.02	44.5	64
3"	88.9	48	71
4"	114.3	51	80



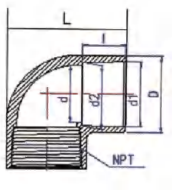

A0109 Female Elbow

Size	D	L	Z	Z1	M
1/2"	21.34	17.5	31.2	32.8	1/2"
3/4"	26.67	18.5	33.5	40	3/4"
1"	33.4	22.5	42.5	48	1"
1-1/4"	42.16	24	48.5	61	1-1/4"
1-1/2"	48.26	28	54.2	61	1-1/2"
2"	60.32	29.5	63.5	63.2	2"



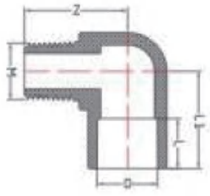

A0110 90 ° Female Thread Reducing Elbow

Size	D	L	Z	Z1	M
1/2"	21.34	17.5	35	36.5	1/2"
3/4"	26.67	18.5	38.5	39.5	3/4"
1"	33.4	22.5	46	52	1"



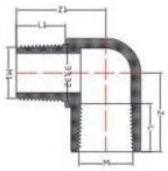

A0111 90 ° Elbow Male

Size	D	d	L	H1	H2	NPT
1/2"	27.3	21.5	19.8	37.3	34.1	1/2"
3/4"	33.3	26.8	25.4	37.3	38.9	3/4"



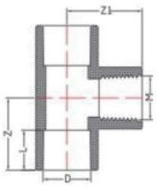

A0112 Male Thread Plug

Size	D	L	Z	D1	L1	Z1
3/4"X1/2"	26.67	21. 34	18.5	17.5	30.8	32.7
1X1/2"	33.4	21. 34	22.5	17.5	35.3	36.5
1"X3/4"	33.4	26.67	22.5	18.5	38	37.5
1-	42.16	26.67	24	18.5	39.8	42
1-14X1"	42.16	33. 4	24	22.5	43.2	46
1-1/2"X1"	48.26	33.4	28	22.5	47.2	49
1-1/2"X1-	48.26	42.16	28	24	51.5	50.7
2"X1-1/4"	60.3	42.16	29.5	24	54.6	58.2
2"X1-1/2"	60.32	48.26	29.5	28	57.6	62.1
2-1/2"X1-	73.02	48.26	44.5	28	72.6	68.3
2-1/2"X2"	73.02	60. 32	44.5	29.5	78.6	70
3"X2"	88.9	60. 32	48	29.5	82.5	78.2
3"X2-1/2"	88.9	73.02	48	44.5	88.5	93.2
4"X2-1/2"	114.3	73. 02	51	44.5	92	106.5
4"X3"	114.3	88.9	51	48	100	109.5



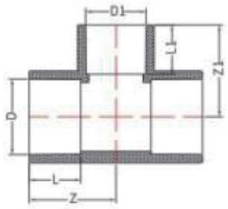

A0113 Reducing Tee

Size	D	L	Z	Z1	M
1/2"	21. 34	17.5	32.5	34	1/2"
3/4"	26. 67	18.5	42	35.5	3/4"
1"	33.4	22.5	48.3	48.2	1"



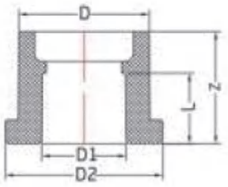

A0114 Reducing Bushing

Size	D	D1	D2	L	Z
3/4"X1/2"	26.67	21.34	33	17.5	27.5
1"X1/2"	33.4	21.34	40	17.5	28.5
1" X3/4"	33.4	26. 67	40	18.5	28.5
1-14"X1"	42.16	33.4	47.8	22.5	31.5
1-1/2"x1"	48.26	33.4	54	22.5	34
1-1/2"X1-1/4	48.26	42.16	54	24	36
2"X1"	60.32	33.4	66.5	22.5	36.5
2"X1-1/2"	60.32	48.26	66.5	28	39
2-1/2"X2"	73.02	60.32	82	29.5	53.5
3"X2-1/2"	88.9	73.02	97.5	44.5	57
4"X3"	114.3	88.9	124	48	61



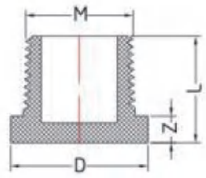

A0115 Female Tee

Size	D	L	Z	M
1/2"	27	23.8	5	1/2"
3/4"	32.5	25.4	6	3/4"
1"	39	31.8	6	1"
1-1/4"	54	32	6	1-1/4"
1-1/2"	60	32	6	1-1/2"
2"	76	34	6	2"
2-1/2"	83.5	49	8	2-1/2"
3"	103.5	51	10	3"
4"	133	54.5	12	4"



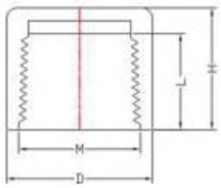

A0116 Female Thread End Cap

Size	D	L	Z	M
1/2"	29.7	30.5	24	1/2"
3/4"	35.4	33.5	27	3/4"
1"	43.2	37	30	1"



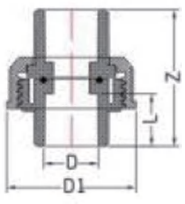

A0117 Union

Size	D	D1	L	Z
1/2"	27	51. 6	17.5	54.5
3/4"	32.5	65.8	18.5	58.2
1"	39	74	22.5	68.8
1-1/4"	54	87	24	75.3
1-1/2"	60	102.5	28	83
2"	76	120	29.5	103.2



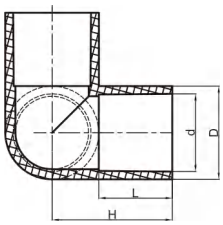

A0118 3 Way Elbow

Size	D	d	L	H
3/4"	32.8	26.8	25.5	40.9
1"	40.8	33.6	31.8	52.0
1 1/4"	49.8	42.4	38.0	61.2



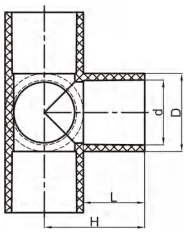

A0119 4 Way Elbow

Size	D	d	L	H
3/4"	32.8	26.8	25.5	40.9
1"	40.8	33.6	31.8	52.0
1 1/4"	49.8	42.4	38.0	61.2



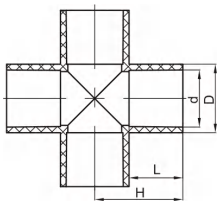

A0120 Cross Way Connector

Size	D	d	L	H
3/4"	32.8	26.87	25.5	40.9



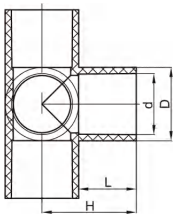

A0121 5 Way Elbow

Size	D	d	L	H
1/2"	27.2	21.54	21.5	34.4
3/4"	32.8	26.87	25.5	40.9
1"	40.5	33.66	31.8	52.0



CPVC SCH80 HIGH PRESSURE PIPING SYSTEM

PRODUCT INTRODUCTION

Chlorinated polyvinyl chloride(CPVC) is a unique polymer after polyvinyl chloride chlorination. Ordinary PVC molecular chlorine content is 45%, the chlorinated polyvinyl chloride(CPVC) molecules chlorine content is about 64% to 68%, up to more than 70%.
CPVC tensile capacity is higher than the UPVC, PPPP-B, PP-R H, PB, HDPE, PE, PE-X RT, etc.; its thermal expansion coefficient is lower than the PP, PE, PB; thermal conductivity is lower than that of PP PE, PB and metal pipe; the temperature resistance and resistance to deformation ability is better than that of PP UPVC, ABS and HDPE.
CPVC compounds, which be used in extruded or molded for pipes and fittings, match the standard ASTM D1784. CPVC SCH80 pipes can match the standard ASTM F441. CPVC SCH80 threaded fittings can match the standard ASTM F437. CPVC SCH80 socket fittings can match the standard ASTM F439.

FEATURES OF PRODUCT

- **Safety and Health:**
  The extremely low rate of harmful bacteria breeding is superior to drinking water hygiene standard.
- **Flame Retardant:**
  Limited oxygen index of CPVC material is 60%. The minimum ignition temperature is 482℃. No dropping fire, very low smoke rate and no poisonous gas.
- **Corrosion Resistant:**
  CPVC material has strong resistance to acid and alkali, which can be used for delivering liquid of chemical.
- **Low Thermal Expansion Coefficient:**
  CPVC material has low coefficient of thermal expansion.
- **Pressure Rating:**
  The minimum burst strength of 1/2"pipe are 18 Mpa, at the condition of 73F water.
- **Long Service Life:**
  CPVC material has strong antioxidant and aging resistance performance than other material in utilization.

FIELDS OF APPLICATION

Hot and cold water applications in homes,apartments,hotels,resorts,hospitals,high and low rising buildings,corporate and commercial houses,academic institutes etc

Piping networks for pure water,drinking water and food processing plant

Piping networks for transferring liquid in chemical manufacturing plant,pulp or paper plant

Piping networks for transferring liquid in waste water treatment plant

Piping networks for transferring liquid in metal treating or electroplating plant



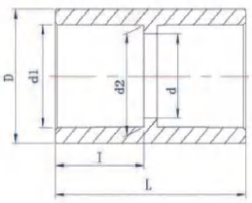

A020101 Coupling

Size	d1	d2	I	d	L
1/2"	21.54	21.23	24	16	50.2
3/4"	26.87	26.57	27	22	56
1"	33.65	33.27	30	30	62.5
1-14*	42.42	42.04	33	38	68.5
1-1/2*	48.56	48.11	36	44	74.5
2"	60.63	60.17	39	54	80.5
2-1/2*	73.38	72.85	46.5	67	97
3"	89.31	88.7	49	82	103
4"	114.76	114.10	59	106	123
6"	168.83	168	79	158	169
8"	219.84	218.7	102	200	220
10"	273.81	272.67	130	240	270
12"	324.61	323.47	155	290	320



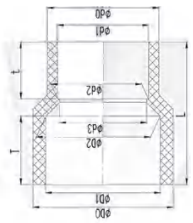

A020102 Reducing Coupling

Size	DO	D1	D2	d0	d1	d2	d3	t	T	L
3/4"*1/2"	36.9	26.87	26.57	30.50	21.54	21.23	21.23	23.22	26.40	58.60
1"*1/2"	44.7	33.66	33.27	30.50	21.54	21.23	21.23	23.22	29.57	65.10
1*3/4"	44.7	33.66	33.27	36.90	26.87	26.57	26.57	26.40	29.57	66.30
1-1/4*1/2"	54	42.42	42.04	30.50	21.54	21.23	21.23	23.22	32.75	72.68
1-1/4" *3/4"	54	42.42	42.04	36.90	26.87	26.57	26.57	26.40	32.75	73.80
1-1/4*1"	54	42.42	42.04	44.70	33.66	33.27	33.27	29.57	32.75	73.80
1-1/2"*3/4"	60.60	48.56	48.11	36.90	26.87	26.57	26.57	26.40	35.93	80.00
1-1/2*1"	60.6	48.56	48.11	40.70	33.66	33.27	33.27	29.57	35.93	80.00
1-12**1-1/4"	60.6	48.56	48.11	54.00	42.42	42.04	42.04	32.75	35.93	78.70
2"*1"	73.1	60.63	60.17	44.70	33.66	33.27	33.27	29.57	39.10	88.20
2"*1-1/4"	73.1	60.63	60.17	54.00	42.42	42.04	42.04	32.75	39.10	88.20
2"*1-1/2"	73.1	60.63	60.17	60.63	48.56	48.11	48.11	35.93	39.10	88.50
10"*8"	305	273.81	272.67	273.81	219.84	218.69	218.69	102.60	128.00	269.75



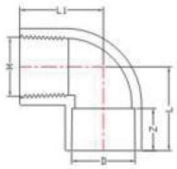

A020103 90 ° Elbow

Size	D	L	Z	L1	M
1/2"	29.7	36.4	24	36.4	1/2"
3/4"	35.4	42.7	27	42.7	3/4"
1"	43.2	49.1	30	49.1	1



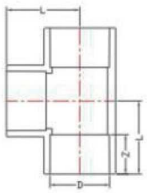

A020104 Tee

Size	D	L	Z
1/2"	21.34	36.50	24. 00
3/4"	26.67	42.50	27.00
1"	33.40	49.50	30.00
1-1/4"	42.16	56.00	33.00
1-1/2"	48.26	63.00	36. 00
2"	60.32	73.50	39.00
2-1/2"	73.02	86.50	46.00
3"	88.90	100.00	49.00
4"	114.30	124.00	59.00



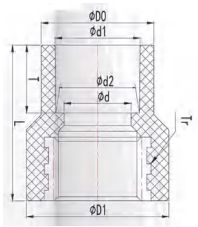

A020105 Female Thread Adaptor

Size	DO	D1	d1	d2	T	d	L	Tr
15	26.90	34.00	20.30	19.95	16.20	16.00	37.20	1/2"
20	32.60	39.50	25.30	2495	18.70	21.00	40.70	3/4"
25	40.10	46.50	32.30	31.90	22.20	28.00	47.90	1"



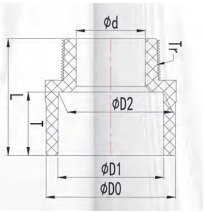

A020106 Male Thread Adaptor

Size	DO	D1	D2	d	T	L	Tr
1/2"	29.55	21.54	21.23	11.30	23.22	41.50	1/2"
3/4"	35.30	26.87	25.57	16.00	26.40	45.90	3/4"
1"	43.66	33.66	33.27	21.35	29.57	51.50	1"
1-1/4"	50.00	42.42	42.04	28.80	32.75	56.80	1-1/2"
1-1/2"	59.85	48.56	48.11	32.50	35.95	61.50	1-1/2"
2"	72.25	60.63	60.17	41.30	39.10	71.00	2"
2-1/2"	88.00	73.38	72.85	55.80	45.45	82.00	2-1/2"
3"	105.45	89.31	88.70	57.30	48.63	88.65	3"
4"	132.00	114.75	114.07	91.60	58.15	104.65	4"



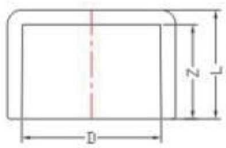

A020107 End Cap

Size	D	L	Z
1/2"	21.34	34.00	24. 00
3/4"	26.67	37.00	27.00
1"	33. 40	40.00	30. 00
1-1/4"	42.16	43.00	33.00
1-1/2"	48.26	46.00	36. 00
2"	60.32	53.00	39. 00
2-1/2"	73.02	61. 00	46.00
3"	88.90	66. 00	49.00
4"	114.30	67.50	59.00



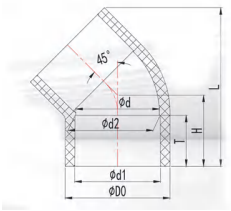

A020108 45 ° Elbow

Size	DO	d1	d2	d	T	H
1/2"	30.50	21.54	21.23	17.00	23.22	29.72
3/4"	35.27	26.87	26.57	22.50	26.40	34.40
1"	43.66	33. 66	33.27	29. .00	29.57	37.58
1-1/4"	53.02	42.42	42.04	38. .00	32. 75	42. 75
1-1/2"	59.86	48.56	48.11	43.00	35. 93	47.93
2"	72.22	60. 63	60.17	55.00	39.10	55.10
2-1/2"	88. 00	73. 38	72.85	67.50	45.45	63.50
3"	105.30	89.31	88. 70	83., 00	48.63	68.63
4"	132.00	114.76	114.07	106.00	58.15	84.15
5"	161.90	141.81	141.04	133.00	67.68	104.55
6"	190.90	168.83	168.00	160.00	77.20	122.20
8"	245.90	219.84	218.69	208. 00	102.60	153.80
10"	305.20	273.80	272.67	262.50	128.00	1 88.00
12"	358.15	324.60	323.47	311.00	164. 30	242.80
14"	394.11	355.94	354.33	331.50	200. 00	270.94
16"	450	407.19	405.33	363.8	230.66	306.81



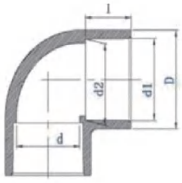

A020109 90 ° Female Thread Elbow

Size	d1	d2	I	d	D
1/2"	21.54	21.23	24	16	26
3/4"	26.87	26.57	27	22	30
1"	33.65	33.27	30	30	36
1-1/4"	42.42	42.04	34	38	46
1-1/2"	48.56	48.11	37	44	54
2"	60.63	60.17	41	54	64
2-1/2"	73.38	72.85	46.5	67	78
3"	89.31	88.7	50	82	94
4"	114.76	114.10	60	106	118
6"	168.83	168	79	158	178
8"	219.84	218.7	102	200	230
10"	273.81	272.67	130	240	290
12"	324.61	323.47	155	290	350



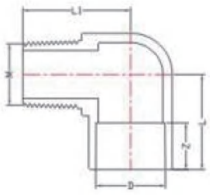

A020110 90 ° male Thread Elbow

Size	D	L	Z	L1	M
1/2"	29.70	36.40	24.00	36.00	1/2"
3/4"	35.40	42.70	27.00	42.00	3/4"
1"	43.20	49. 10	30.00	49.00	1"



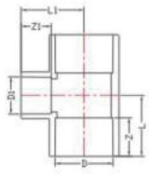

A020112 Reducing Tee

Size	D	L	Z	D1	L1	Z1
3/4"X1/2"	26.67	39.50	27.00	21.34	39.00	24. 00
1X1/2"	33.40	42.50	30.00	21.34	42.00	24.00
1X3/4"	33.40	45.50	30.00_	26.67	45. 50	27
1-1 4*X3/4"	42.16	48.50	33.00	26.67	50.00	27.00
1-14X1"	42.16	51.50	33.00	33.40	53.00	30. 00
1-1/2"X1"	48.26	56.00	36.00	33.40	57.50	30. 00
1-1/2"X1-1/4"	48.26	61.00	36.00	42.16	61.00	33. 00
2"X1-1/4"	60.30	64.00	39.00	42.16	67.00	33. 00
2"X1-1/2"	60.32	64.00	39.00	48.26	70.00	36. 00
2-1/2"X1-1/2"	73.02	74.00	46. 00	48.26	76.50	36. 00
2-1/2"X2"	73.02	80.00	46. 00	60. 32	79.50	39. 00
3"X2"	88.90	83.00	49.00	60. 32	87.50	39. 00
3"X2-1/2"	88.90	89. 50	49. 00	73.02	107. 00	46. 00
4"X2-1/2"	114.30	99.50	59. 00	73.02	107.00	46. 00
4"X3"	114.30	107.50	59. 00	88.90	110. 00	49.00



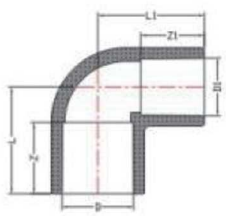

A020111 90 ° Female Thread Reducing Elbow

Size	D	L	Z	D1	L1	Z1
3/4X1/2"	26.67	40.00	27.00	21.34	40.00	24.00
1"X1/2"	33.4	42.50	30.00	21.34	42.50	24.00
1"X3/4"	33.4	45.5	30	26.67	45.5	27



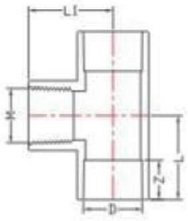

A020113 Female Thread Tee

Size	D	L	Z	Z	M
3/4X1/2"	29.7	36.5	24	36.5	1/2"
1"X1/2"	35.4	42	27	42	1/2"
1"X3/4"	43.2	48	30	48	3/4"



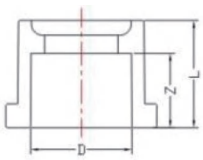

A020114 Reducing Bushing

Size	D	L	Z
3/4"X1/2"	21.34	34	24
1"X3/4"	26. 67	37	27
1-1/4X1"	33.4	40	30
1-1/4"X1"	42.16	43	33
1-1/2"X1-1/4"	48.26	46	36
2"X1-1/2"	60. 32	53	39
2-12"X2"	73.02	61	46
4"X3"	88.9	66	49



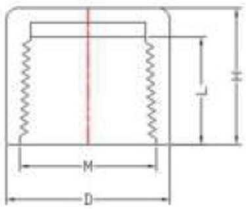

A020115 Female Thread End Cap

Size	D	L	Z	M
1/2"	29. 7	30.5	24	1/2"
3/4"	35.4	33.5	27	3/4"
1"	43.2	37	30	1"



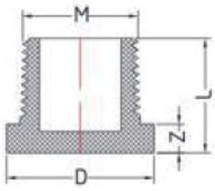

A020116 Male Thread Plug

Size	D	L	Z	M
1/2"	27	23.8	5	1/2"
3/4"	32.5	25.4	6	3/4"
1"	39	31.8	6	1"
1-1/4"	54	32	6	1-1/4"
1-1/2"	60	32	6	1-1/2"
2"	76	34	6	2"
2-1/2"	83.5	49	8	2-1/2"
3"	103.5	51	10	3"
		54.5	12	4"



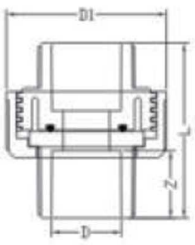

A020117 Union

Size	D	L	Z	D
1/2"	21. 34	54	24	48.5
3/4"	26.67	60	27	56.2
1"	33.4	68	30	64
1-1/4"	42.16	76	33	75. 7
1-1/2"	48.26	84	36	83.4
2"	60.32	93	39	98.3



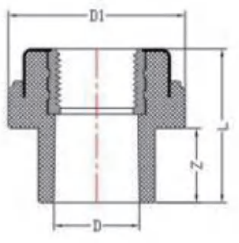

A020118 Female Adaptor

Size	D	L	Z	M
1/2"X1/2"	21.34	19	24	45
1/2"X3/4"	21.34	19	24	45
3/4"X3/4"	26.67	21	27	45
3/4"X1/2"	26.67	21	27	45
1"X1"	33.4	26	30	49.5
1"X3/4"	33.4	26	30	49.5



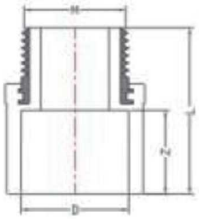

A020119 Male Adaptor

Size	D	L	Z	M
1/2"	21.34	45	24	1/2"
3/4"	26.67	51	27	3/4"
1"	33.4	53	30	1"
1-1/4"	42. 16	62	33	1-1/4"
1-1/2"	48.26	66	36	1-1/2"
2"	60.32	74	39	2



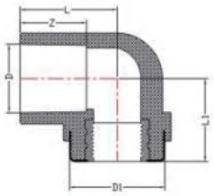

A020120 Female Thread Elbow

Size	D	L	Z	D1	L1
1/2"x1/2"	21.34	29	24	42.5	28
1/2"x3/4"	21.34	29	24	42.5	28
3/4"X3/4"	26.67	31	27	42.5	29.5
3/4"x1/2"	26.67	31	27	42.5	29.5



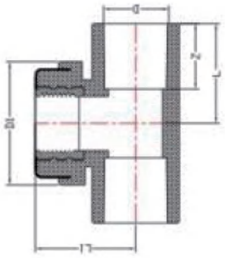

A020121 Female Tee

Size	D	L	Z	D1	L1
1/2"x1/2"	21 .34	34	24	42.5	34
1/2"x3/4"	21 .34	34	24	42.5	34
3/4"X3/4"	26.67	37	27	42.5	36.5
3/4"x1/2"	26.67	37	27	42.5	36.5



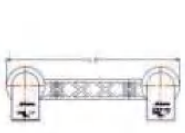



A020122 Double Female Elbow

Size	D	D1	L	L1	L2	L3	M
1/2"	1.34	42	22.5	37.5	27.8	190.5	1/2"



CPVC PIPE AND FITTING(ASTM D2846)

PRODUCT INTRODUCTION

Chlorinated polyvinyl chloride (CPVC) is a unique polymer after polyvinyl chloride chlorination. Ordinary PVC molecular chlorine content is 45%, the chlorinated polyvinyl chloride (CPVC) molecules chlorine content is about 64% to 68%, up to more than 70%. CPVC tensile capacity is higher than the UPVC, PP, PP－B, PP－R H, PB, HDPE, PE, PE－X RT, etc.; its thermal expansion coefficientis lower than the PP, PE, PB; thermal conductivity is lower than that of PP, PE, PB and metal pipe; the temperature resistance and resitance to deformation ability is better than that of PP, UPVC, ABS and HDPE.
CPVC pipes are designed in copper tube size from 1/2" to 2”, with two kinds of standards dimensional ratios－SDR-11 and SDR-13.5. The fittings are designed with standard SDR-11. SDR13.5 pipe match the standard ASTM F442. The specification of those products,which covers requirements, test methods, and methods of marking for components made in one standard dimension ratio and intended for water service, can match the standard ASTM D2846.

FEATURES OF PRODUCT

- **Safety and Health:**
  The extremely low rate of harmful bacteria breeding is superior to drinking water hygiene standard designed by both the World Health Organization and the People's Republic of China Ministry of health. Thereby it was recommended for medical system.
- **Flame Retardant:**
  Limited oxygen index of CPVC material is 60%. The minimum ignition temperature is 482℃. No dropping fire, very low smoke rate and no poisonous gas.
- **Corrosion Resistant:**
  CPVC material has strong resistance to acid and alkali, which can be used for delivering liquid of HCL and NaOH.
- **Low Thermal Expansion Coefficient:**
  CPVC material has low coefficient of thermal expansion. Expansion loop length is 16 feet, under the condition of 100F temperature change and 20' holding
- **Anti Ultraviolet:**
  The ultraviolet rays will not cause breakage of polymer chains structure.
- **Long Service Life:**
  CPVC material has strong antioxidant and aging resistance performance than other material in utilization.

FIELDS OF APPLICATION

Hot and cold water applications in homes, apartments, hotels, resorts, hospitals, high and low rising buildings, corporate and commercial houses, academic institutes etc

Piping networks for pure water and medicament in pharmaceutical factory

Piping networks for beverage, dairy and drinking water supply


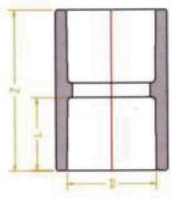

A030101 Coupling

Size	D	L	Z
1/2"	15. 9	12. 8	28. 6
3/4"	22. 2	17.9	39
1"	28. 6	23	49
1-1/4"	34.9	28.1	59.2
1-1/2"	41.3	33.2	69.4
2"	54	43.3	90


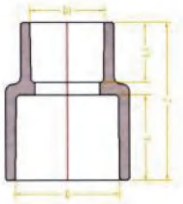

A030102 Reducing Couping

Size	D	D1	L	L1	Z
3/4x1/2"	22.2	15.9	17.9	12.8	33.8
1"x3/4"	28.6	22.2	23	17.9	44
1"x1/2"	28.6	15.9	23	12.8	36
1-1/4"x1"	34.9	28.6	28.1	23	54.2
1-1/4"x3/4"	34.9	22.2	28.1	17.9	49
1-1/2"x1-1/4"	41.3	34.9	33.2	28.1	64. 5
1-1/2"x1"	41.3	28. 6	33.2	23	59.5
2"x1-1/2"	54	41.3	43.3	33.2	79.5
2"x1-1/4"	54	34.9	43.3	28.1	74.5


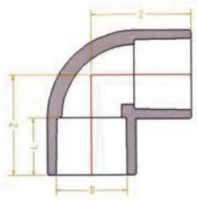

A030103 90 ° Elbow

Size (mm)	D (mm)	L (mm)	Z (mm)
1/2"	15.9	12.8	22.8
3/4"	22.2	17.9	31.1
1"	28.6	23	39.3
1-1/4"	34. 9	28. 1	47.5
1-1/2"	41.3	33.2	55. 7
2"	54	43.3	72. 4
3/4x1/2"	22.2	17.9	27


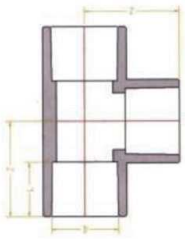

A030104 Tee

Size	D	L	Z
1/2"	15.9	12.8	22.8
3/4"	22.2	17.9	31.1
1"	28.6	23	39.3
1-1/4"	34.9	28.1	47.5
1-1/2"	41.3	33.2	55.7
2"	54	43.3	72.4


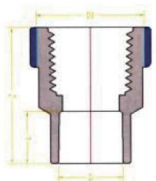

A030105 Female Adapter

Size	D	D1	L	Z
1/2"	15.9	27	12.8	34
3/4"	22.2	32.5	17.9	40
1"	28. 6	39.1	23	49
1-1/4"	34.9	49	28.1	54
1-1/2"	41.3	55	33.2	61
2"	54	70	43.3	73.5


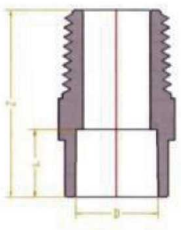

A030106 Male Adapter

Size	D	L	Z
1/2"	15.9	12.8	36
3/4"	22.2	17.9	41. 5
1"	28.6	23	50.2
1-1/4"	34.9	28.1	56
1-1/2"	41.3	33.2	61
2"	54	43.3	73.5
3/4x1/2	22.2	17.9	41.5


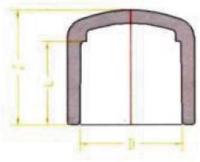

A030107 End Cap

Size	D	L	Z
1/2"	15.9	12. 8	18
3/4"	22.2	17.9	24
1"	28. 6	23	29
1-1/4"	34.9	28.1	35
1-1/2"	41.3	33.2	40
2"	54	43.3	53


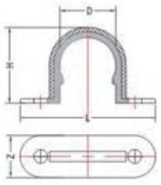

A030108 Clip

Size	D	L	Z	H
1/2"	15.9	37.9	11.9	21. 5
3/4"	22.2	45. 7	11.9	28. 5
1"	28. 6	54.2	12.1	35.2
1-1/4"	34. 9	70.2	14.3	42.2
1-1/2"	41.3	84	15.5	50.3
2"	54	94	15.7	64. 7


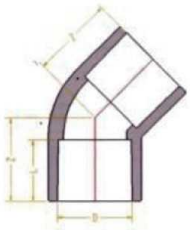

A030109 45 ° Elbow

Size	D	L	Z
1/2"	15.9	12.8	17.8
3/4"	22.2	17.9	24.2
1"	28.6	23	30.5
1-1/4"	34.9	28.1	37
1-1/2"	41.3	33.2	43.2
2"	54	43.3	56.3


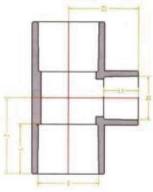

A030110 Reducing Tee

Size	D	D1	L	L1	Z	Z1
3/4"x1/2"	22.2	15.9	17.9	12.8	28	26
1"x3/4"	28.6	22.2	23	17.9	36.2	34.5
1"x1/2"	28.6	15.9	23	12.8	33	39.2
1-1/4"x1"	34.9	28.6	28.1	23	44.5	42.5
1-1/4"x3/4"	34.9	22.2	28.1	17.9	40.7	37.9
1-1/2*x1-	41.3	34.9	33.2	28.1	52.6	50.5
1-1/2"x1"	41.3	28.6	33.2	23	49.5	45.5
2"x1-1/2"	54	41.3	43.3	33.2	66.3	61.8
2"x1-1/4"	54	34.9	43.3	28.1	63.2	56.7


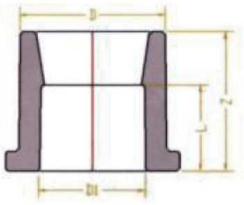

A030111 Reducing Bushing

Size (mm)	D	D1	L	Z
3/4"X1/2"	22.2	15.9	17.9	21
1"x1/2"	28.6	15. 9	23	26.2
1"X3/4"	28. 6	22.2	23	26.2
1-1/4"X1/2"	34.9	15. 9	17.9	32.2
1-1/4"X3/4"	34. 9	22.2	23	32.2
1-1/4"X1"	34.9	28. 6	28.1	32.2
1-12X1/2"	41.3	15. 9	17.9	37.7
1-1/2X3/4"	41.3	22.2	23	37.7
1-1/2X1"	41.3	28.6	28.1	37.7
1-1/2x1-1/4"	41.3	34.9	33.2	37.7
2"x1/2"	54	15. 9	17.9	48
2"X3/4"	54	22.2	23	48
2"x1"	54	28.6	28.1	48
2x1-1/4"	54	34.9	33.2	48
2X1-1/2"	54	41.3	43.3	48


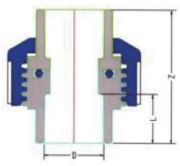

A030112 Union

Size	D	L	Z
1/2"	15. 9	12.8	35.5
3/4"	22.2	17.9	46.5
1"	28. 6	23	59
1-1/4"	34.9	28.1	72
1-1/2"	41.3	33.2	80
2"	54	43.3	102


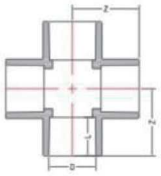

A030113 Cross Tee

Size	D	L	Z
1/2"	15.9	12.8	22.8
3/4"	22.2	17.9	31.1
1"	28. 6	23	39.3
1-1/4"	34.9	28.1	42.2
1-1/2"	41.3	33.2	50.2
2"	54	43.3	72.4


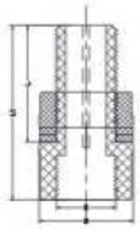

A030114 Tank Coulpling

Size	M	D	L	L1
1/2"	1/2"	35.5	50	73.8
3/4"	3/4"	40	50	74.8
1"	1"	40	50	78
1-1/4"	1-1/4"	52	63.2	91.2
1-1/2"	1-1/2"	60	63.2	92.2
2"	2"	72	63.2	93.2


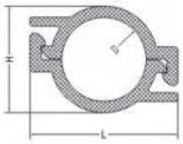

A030115 Repairing coupling

Size	D (mm)	L (mm)	H (mm)
1/2"	15. 9	29	21.2
3/4"	22.2	39	28
1"	28. 6	46.5	34.7


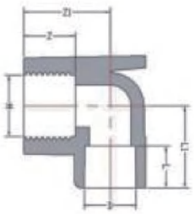

A030116 90 ° Ear Elbow

Size	D	L	L1	Z	Z1	M
1/2"	15.9	12.8	25.5	16	27	1/2"


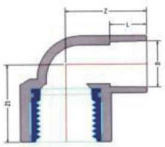

A030117 90 ° Female Elbow

Size	D	L	Z	Z1
1/2"x1/2"	15.9	12.8	25	29.5
3/4"x3/4"	22.2	17.9	34	32.7
3/4"x1/2"	22.2	17.9	34	32.7
1"x1/2"	28.6	23	36	36.5
1"x1"	28.6	23	43.5	41


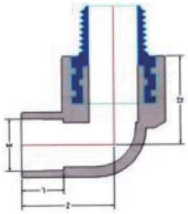

A030118 Male elbow

Size	D	L	Z	Z1
1/2"x1/2"	15. 9	12.8	25	29.5
3/4"x3/4"	22.2	17.9	34	32.7
3/4"x1/2"	22.2	17.9	34	32.7
1"x1/2"	28. 6	23	36	36.5
1"x1"				


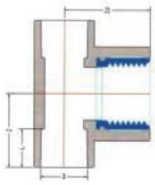

A030119 Female Tee

Size	D	L	Z	Z1
1/2"x1/2"	15.9	12.8	25	29.5
3/4"x1/2"	22.2	17.9	34	32.7
1"x1/2"	28.6	23	36	36.5


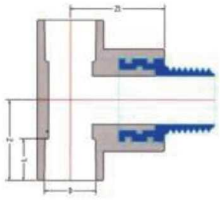

A030120 Male Tee

Size (mm)	D (mm)	U (mm)	Z (mm)	Z1 (mm)
1/2"x1/2"	15.9	12. 8	25	29.5
3/4"x1/2"	22.2	17.9	34	32. 7
1"x1/2"	28. 6	23	36	36.5


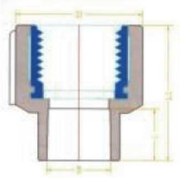

A030121 Female Adapter

Size	D	D1	L	L1
1/2"	15.9	15.9	17.9	31
3/4"	22.2	22.2	23	38.5
1"	28.6	15.9	23	46.5
3/4"x1/2"	22.2	15.9	23	36.5
1"x1/2"	28. 6	15.9	23	41.5


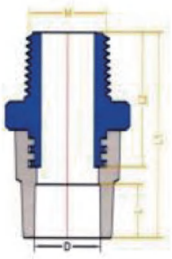

A030122 Female Coupling

Size	D	L	L1	L2	M
1/2"	15.9	12.8	50.5	33	1/2"
3/4"	12.8	17.9	55	33	3/4"
1"	28.6	23	68	38	1"
1-1/4"	34.9	28.1	79	43.8	1-1/4"
1-1/2"	34.9	33.2	85	46.8	1-1/2"
2"	54	43.3	100	54	2"
3/4"x1/2"	22.2	17.9	53	33	1/2"
1"X3/4"	28.6	23	59	33	3/4"
1-1/4"x1"	34.9	28. 1	72	38	1"




A030123 Male Coupling

Size (mm)	D (mm)	D1 (mm)	L (mm)	L1 (mm)
1/2"	15.9	15.9	17.9	31
3/4"	22.2	22.2	23	38.5
1"	28.6	15.9	23	46.5
3/4"x1/2"	22.2	15.9	23	36.5


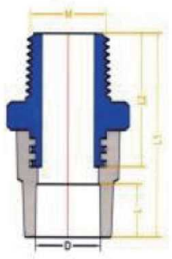

A030124 Male Coupling

Size	D	L	L1	L2	M
1/2"	15.9	12.8	50.5	33	1/2"
3/4"	12. 8	17.9	55	33	3/4"
1"	28.6	23	68	38	1"
36895	34.9	28.1	79	43.8	1-1/4"
1-1/2"	34.9	33.2	85	46.8	1-1/2"
2"	54	43.3	1 00	54	2"
3/4"x1/2	22.2	17.9	53	33	1/2"
1"x3/4"	28. 6	23	59	33	3/4"
1-1/4"x1"	34.9	28.1	72	38	1"


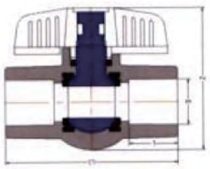

A0301V01 UPVC D 2846 Compact Ball Valves

Size	D	L	L1	Z
1/2"	15. 9	13	68	55
3/4"	22.2	18	80	66. 5
1"	28. 6	23	93.5	81
1-1/4"	34.9	28.5	104	89
1-1/2"	41.3	33.5	115	97.5
2"	54	43.5	126	120


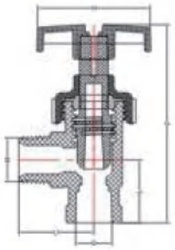

A0301V02 PVC Angle Valve

Size	D	L	L1	Z	H	M
1/2"	15.9	27.7	33.3	87	50.3	1/2"


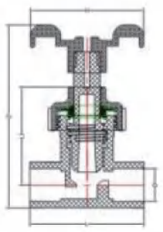

A0301V03 Angle Valve

Size	D	L	L1	Z	H
1/2"	15.9	54.6	47.5	88.5	54.0


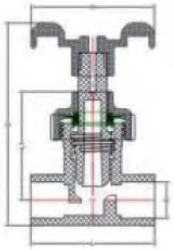

A0301V04 UPVC Angle Valve

Size	M	L	D	L1	L2
1/2"	1/2"	16. 5	15. 72	13.3	57.9



PVC/PIPE FITTING (DIN STANDARD PN10)

PRODUCT INTRODUCTION

As the series of piping network products for water supply and drainage with mature technology, pipes and fittings of PVC-U are one of the largest outputs for plastic products in the world, which already had been used widely both at home and abroad. For TOMEX PVC-U water supply piping network, the raw materials and finished products are both match or exceed the relative standards. So TOMEX PVC-U piping network can suit for the equipments of drinking water supply. The piping networks are designed for the uninterrupted supply of water condition from 20℃ to 50℃. Under this condition, service life of piping network can up to 50 years. TOMEX PVC-U piping network have the full series size and model of fittings for building water supply, which can suit for many kinds of requirement.
The series of PVC-U pipes include the pressure range from PN6 to PN16. The series of PVC-U pressure pipes can match the standard GB/T10002.1 or ISO 1452. The series of PVC-U pressure fittings can match the standard GB/T10002.2 or ISO1452.

FEATURES OF PRODUCT

- **High Flow Ability:**
  The inside and outside wall are smooth, the coefficient of friction is small, roughness is only 0.008 to 0.009, anti-fouling property is strong, fluid transport efficiency is enhanced 25% than cast iron piping network.
- **Corrosion Resistant:**
  PVC-U material has strong resistance to most of acid and alkali. No rust, no antiseptic treatment. The service life is 4 times than that of cast iron.
- **Light Weight and Easy Installation:**
  Weight is very light. The density of PVC-U is only 1/5 to 1/6 of that of cast iron. The method of connection is very simple, and the process of installation is very quickly.
- **High Tensile Strength:**
  PVC-U has high tensile strength, and high shock strength. The piping network of PVC-U is not easy to break, and it works safety.
- **Long Service Life:**
  The piping network with normal material can be used around 20 to 30 years, but the PVC-U piping network can be used longer than 50 years.
- **Cheaper Prices:**
  The price of PVC-U piping network are cheaper than that of cast iron.

FIELDS OF APPLICATION

Piping networks for water supply in building.

Piping networks for piping system in water treatment plant.

Piping networks for water farming.

Piping networks for irrigation, normal water transport for industry.





A040101 Coupling

Size	DO	d1	d2	d	T	L
1/2"	30. 50	21.54	21.23	17. 00	23.22	50. 40
3/4"	36.90	26. 87	26.57	22.50	26. 40	56.80
1"	44. 70	33. 66	33.27	29.00	29.57	63.10
1-1/4"	54.00	42.42	42.04	38. 00	32.75	69.50
1-1/2"	60. 60	48.56	48.11	43.00	35. 93	75.80
2"	73.10	60.63	60.17	55. 00	39.10	82.20
2-1/2"	88.40	73. 38	72.85	67.50	45.45	96.00
3"	105.30	89.31	88. 70	83.00	48.63	102.30
4"	132.00	114.76	114.07	106.00	58.15	124.00
5"	161.90	141.81	141.04	133.00	67.68	144.00
6"	190.90	1 68.83	168. 00	1 60.00	77.20	1 64. 40
8"	245.90	219.84	218.69	208.00	102.60	215.20
10"	305.80	273.81	272.67	262. 50	1 28. 00	266.00
12"	360.60	324. 60	323.47	313.00	153.40	316.80
14"	394.11	355.94	354.33	331.50	200.00	378. 00
16"	450	407.19	405.33	363.8	230.66	420



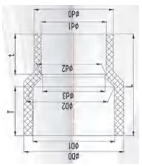

A040102 Reducer

Size	D0	D1	D2	d0	d1	d2	d3	t	T	L
3/4 *1/2 "	36.90	26.87	26.57	30.50	21.54	21.23	17.00	23.22	26.40	58.60
1 *1/2"	44.70	33.66	33.27	30.50	21.54	21.23	17.00	23.22	29.57	65.10
1 *3/4"	44.70	33.66	33.27	36.90	26.87	26.57	22,5	26.4	29.57	66.30
1-1/4"*1/2"	54.00	42.42	42.04	30.50	21.54	21.23	17.00	23.22	32.75	72.68
1-1/4 *3/4"	54.00	42.42	42.04	36.90	26.87	26.57	22.50	26.4	32.75	73.80
1-1/4"*1"	54.00	42.42	42.04	44. 70	33.66	33.27	29.00	29.57	32.75	73. 80
1-1/2"*3/4"	60.60	48.56	48.11	36.90	26.87	26.57	22.50	26.4	35.93	80.00
1-1/2" *1 "	60.60	48.56	48.11	40. 70	33.66	33.27	29.00	29.57	35.93	80.00
1-1/2"*1-1/4"	60.60	48.56	48.11	54.00	42.42	42.04	38.00	32.75	35.93	78.70
2"*1"	73.10	60.63	60.17	44.70	33.66	33.27	29.00	29.57	39.10	88.20
2" *1-1/4"	73.10	60.63	60.17	54.00	42.42	42.04	38.00	32.75	39.10	88.20
2 *1-1/2"	73.10	60.63	60.17	60.60	48.56	48.11	43.00	35.93	39.10	88.50
10 *8"	305.00	273.81	272.67	245.90	219.84	218.69	208.00	102.60	128.00	269.75



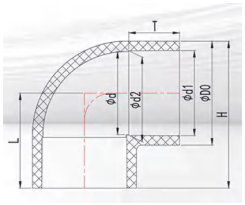

A040103 90 ° Elbow

Size	DO	d1	d2	d	T	L	H
1/2"	30. 50	21.54	21.23	17.00	23.22	36.25	51.50
3/4"	36. 90	26.87	26. 57	22. 50	26. 40	41.40	59. 85
1"	44. 70	33.66	33.27	29.00	29. 57	47.10	69.45
1-1/4"	54. 00	42. 42	42. 04	38. 00	32. 75	55. 75	82. 75
1-1/2"	60. 60	48. 56	48.11	43.00	35. 93	61.95	92. 25
2"	73.10	60.63	60.1 7	55.00	39. 10	70. 85	107. 40
2-1/2"	88. 40	73. 38	72. 85	67. 50	45.45	84. 50	128. 70
3"	105.30	89.31	88. 70	83.00	48. 63	97.63	149. 30
4"	132. 00	114.76	114. 07	106. 00	58. 15	117.25	183.25
5"	161.90	141. 81	141.04	133. 00	67.68	143.50	224. 45
6"	190.90	168.83	168.00	1 60.00	77.20	166. 25	261. 70
8"	245.90	219.84	218.69	208.00	102. 60	216.30	340.55
10"	305.80	273.81	272.67	262. 50	128.00	278. 00	430. 90
12"	361 .60	324.60	323.47	288.50	153. 40	328.50	509.70
14"	394.11	355.94	354.33	331.50	200.00	375. 75	576.00
16"	450.00	407.19	405.33	363.80	230.66	431.50	657.50



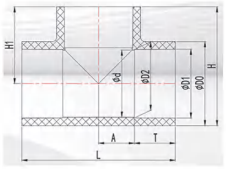

A040104 Tee

Size	DO	d1	d2	d	T	H1	H	L
1/2"	30.14	21.54	21.23	17.00	23.22	36.25	51.50	72.50
3/4"	35.87	26.87	26.57	22.50	26.40	41.40	59.85	82.80
1"	44.30	33.66	33.27	29.00	29.57	47.10	69.45	94.20
1-1/4"	53.42	42.42	42.04	38.00	32.75	55.75	82.75	111.50
1-1/2"	60.40	48.56	48.11	43.00	35.93	62.00	92.25	124.00
2	73.10	60.63	60.17	55,00	39.10	70.85	107.40	141.70
2-1/2"	88.40	73.38	72.85	67.50	45.45	83.28	128.70	166.55
3"	105.70	89.31	88.70	83.00	48.63	97.08	149.30	194.15
4"	132.50	114.76	114.07	106.00	58.15	117.25	183.25	234.50
5"	161.60	141.81	141.04	133.00	67.68	142.80	227.95	285.60
6	192.00	168.83	168.00	160.00	77.20	166.25	261.70	332.50
8"	246.50	219.84	218.69	208.00	102.60	217.60	340.55	435.20
10"	305.80	273.81	272.67	262.. 50	128.00	278.00	430.90	556.00
12"	361.60	324.60	323.47	313.00	153..40	328.50	_509.70	656.80
14"	394.11	355.94	354.33	331.50	200.00	371.10	571 .60	742.20
16"(FRP)	450.00	407.19	405.33	363.80	230.66	414.00	640.50	828.00



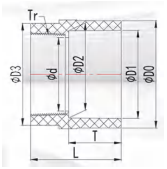

A040105 Female adapter

Size	DO	D1	D2	D3	d	T	L	Tr螺纹
1/2"	29. 70	21.54	21.23	29.22	16.00	23.22	40.22	1/2"
3/4"	35.30	26.87	26.57	34.97	20.60	26.40	44.40	3/4"
1"	43.70	33.66	33.27	43.35	26.00	29.57	49.60	1"
1-1/4"	53.10	42.42	42.04	52.58	36.00	32.75	55.25	1-1/4"
1-1/2"	59.90	48.56	48.11	59.45	41.00	35.93	58.45	1-1/2"
2"	73.10	60.63	60.17	72.10	52.00	39.10	66.60	2"
2-1/2"	88.00	73.38	72.85	87.30	64.00	45.45	77.50	2-1/2"
3"	105.30	89.31	88. 70	104.60	78.00	48.63	83.65	3"
4"	132.00	114.76	114. 07	131.65	102.50	58.15	99.70	4"



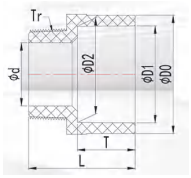

A040106 Male Adapter

Size	DO	D1	D2	d	T	L	Tr螺纹
1/2"	29.55	21.54	21.23	11.30	23.22	41.50	1/2"
3/4"	35.30	26.87	26.57	16. 00	26. 40	45.90	3/4"
1"	43. 66	33.66	33.27	21.35	29.57	51.50	1"
1-1/4"	50.00	42.42	42.04	28.80	32. 75	56.80	1-1/4"
1-1/2"	59.85	48.56	48. 11	32.50	35.93	61.50	1-1/2"
2"	72.25	60. 63	60.17	41.30	39.10	71.00	2"
2-1/2"	88.00	73.38	72.85	55.80	45. 45	82.00	2-1/2"
3"	105. 45	89. 31	88. 70	67.30	48. 63	88.65	3"
4"	132. 00	114. 76	114.07	91.60	58. 15	104. 65	4"



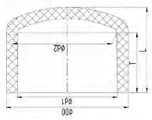

A040107 Cap

size	DO	d1	d2	T	L
1/2"	29. 54	21. 54	21.23	23.22	30.80
3/4"	35.31	26.87	26.57	26.40	35.13
1"	43. 70	33.66	33.27	29.57	40.00
1-1/4"	53. 05	42.42	42.04	32.75	45. 00
1-1/2"	59. 86	48.56	48.11	35.93	49.00
2"	72.23	60. 63	60.17	39.10	53. 95
2-1/2"	87.98	73..38	72.85	45.45	64, 20
3"	105. 30	89.31	88.70	48.63	58. 00
4"	132.00	114. 76	114.07	58.15	81.00
5"	161 .80	141. 81	141.04	67.68	106. 50
6"	190. 85	168.83	1 68.00	77.20	119. 55
8"	245.85	219.84	218. 69	102. 60	141.70
10"	305.80	273. 81	272.67	128.00	186. 25
12"	361.60	324. 60	323.47	153. 40	228.00



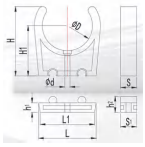

A040108 U clip

Size	D	H	H1	d	S	L	L1	h1	h2	s1
15	20.20	35.40	27.20	5.20	16.00					
20	25.10	41.00	30.50	5.20	16.00					
25	32.10	52.80	40.00	5.20	16.00					
32	40.10	59.30	44.00	5.20	16.00					
40	50.10	71.20	52.00	5.20	16.00					
50	63.10	88.50	65.00	5.20	16.00					
65	75.10	91.80	62.50	5.20	16.00	82.85	79.11	20.00	26.90	16. 00
80	90.10	103.90	69.00	5.20	20.00	97.22	91.87	30.00	36.90	20.00
100	110.10	124.50	85.00	5.20	20.00	105	96.38	30.00	36. 90	20.00
125	140.10	154.50	108.00	9.00	25.40					



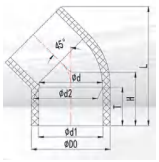

A040109 45 ° Elbow

Size	DO	d1	d2	d	T	H
1/2"	30. 50	21. 54	21.23	17. 00	23.22	29.72
3/4"	35.27	26.87	26.57	22.50	26.40	34. 40
1"	43. 66	33. 66	33.27	29. 00	29. 57	37. 58
1-1/4"	53. 02	42. 42	42. 04	38. 00	32. 75	42. 75
1-1/2"	59. 86	48. 56	48.11	43. 00	35. 93	47.93
2"	72.22	60. 63	60.17	55.00	39. 10	55.10
2-1/2"	88. 00	73. 38	72. 85	67. 50	45. 45	63. 50
3"	105. 30	89.31	88. 70	83. 00	48. 63	68. 63
4"	132. 00	114. 76	114.07	106. 00	58.15	84.15
5	161. 90	141. 81	141.04	133. 00	67. 68	104. 55
6"	190. 90	168.83	1 68. 00	160. 00	77.20	122.20
8"	245.90	219.84	218.69	208.00	102.60	153. 80
10"	305.20	273.80	272.67	262.50	128.00	188. 00
12"	358. 15	324.60	323.47	311.00	164. 30	242.80
14"	394. 11	355.94	354.33	331.50	200.00	270.94
16"	450. 00	407.19	405.33	363.80	230.66	306.81



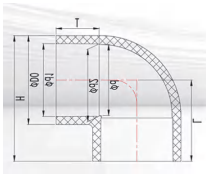

A040110 90 ° Elbow

Size	DO	d1	d2	d	T	L	H
1/2"	30. 50	21.54	21.23	17.00	23.22	36.25	51.50
3/4"	36. 90	26.87	26. 57	22. 50	26. 40	41.40	59. 85
1"	44. 70	33.66	33.27	29.00	29. 57	47.10	69.45
1-1/4"	54. 00	42. 42	42. 04	38. 00	32. 75	55. 75	82. 75
1-1/2"	60. 60	48. 56	48.11	43.00	35. 93	61.95	92. 25
2"	73.10	60.63	60.1 7	55.00	39. 10	70. 85	107. 40
2-1/2"	88. 40	73. 38	72. 85	67. 50	45.45	84. 50	128. 70
3"	105.30	89.31	88. 70	83.00	48. 63	97.63	149. 30
4"	132. 00	114.76	114. 07	106. 00	58. 15	117.25	183.25
5"	161.90	141. 81	141.04	133. 00	67.68	143.50	224. 45
6"	190.90	168.83	168.00	1 60.00	77.20	166. 25	261. 70
8"	245.90	219.84	218.69	208.00	102. 60	216.30	340.55
10"	305.80	273.81	272.67	262. 50	128.00	278. 00	430. 90
12"	361 .60	324.60	323.47	288.50	153. 40	328.50	509.70
14"	394.11	355.94	354.33	331.50	200.00	375. 75	576.00
16"	450.00	407.19	405.33	363.80	230.66	431.50	657.50



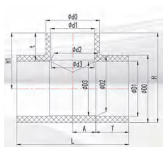

A040111 Reducing Tee

Size	DO	D1	D2	D3	d0	d1	d2	d3	t	T	H	L
3/4"*1/2*	35.87	26.87	26.57	22.50	30.14	21.54	21.23	17.00	23.22	26.40	38.55	82.80
1"*1/2"	44.30	33.66	33.27	29.00	30.14	_21.54	21.23	17.00	23.22	29.57	41.75	94.20
1"*3/4"	44.30	33.66	33.27	29.00	35.87	26.87	26.57	22.50	26. 40	29.57	44. 60	94.20
1-1/4"*3/4"	53.42	42.42	42.04	38.00	35.87	26.87	26.57	22.50	26 40	32.75	49.10	111.50
1-1/4"*1	53.42	42.42	42.04	38.00	44.30	33.66	33.27	29.00	29.57	32.75	51. 60	11.50
1-1/2"1"	60. 40	48.56	48.11	43.00	44.30	33.66	33.27	29.00	29.57	35.93	54.35	124
1-1/2"*1-1/4"	60, 40	48.56	48.11	43.00	53. 42	42.42	42.04	38.00	32.75	35.93	58.50	124.00
2"*1-1/4"	73.10	60.63	60.17	55.00	53.42	42.42	42.04	38.00	32.75	39.10	64.00	141.70
2"*1-1/2"	73.10	60.63	60.17	55.00	60. 40	48.56	48.11	43.00	_35.93	39.10	67. 45	141.70
2-1/2"*1-1/2"	88.40	73.38	72.85	67.50	60. 40	48.56	48.11	43. 00	35.93	45.45	73.70	169.00
2-1/2"*2"	88. 40	73.38	72.85	67.50	73.10	60.63	60.17	55. 00	39.10	45. 45	77.10	169.00
3"*2"	105.70	89.31	88.70	83.00	73.10	60.63	60.17	55.00	39.10	48.63	84.60	194.15
3"*2-1/2"	105.70	_89.31	88.70	83.00	88.40	73.38	72.85	67.50	45.45	48.63	92.00	194.15
4"*2-1/2"	132.50	114.76	114.07	106.00	88.40	73.38	72.85	67.50	45.45	58.15	103.00	234.50
4"*3"	132.50	114.76	114.07	106.00	10570	89.31	88. 70	83. 00	48.63	58.15	107.65	234. 50
5"*2"	161.60	141.81	141	133 00	72.70	60.63	60.17	55.00	39.10	67.68	105. 10	285.60
6"*2"	192.00	168.83	168.00	160.00	73.10	60.63	60.17	55.00	39.10	77.20	128.85	332.50
5"*4"	192.00	168.83	168.00	160.00	132.50	114.76	114.07	106	58.15	77.20	144.25	332.50
8"*4"	246.50	219.84	218.69	208	132.50	114.76	114.07	106	58.15	102. 60	162.75	435.20
8"*6"	246.50	219.84	218.69	208.00	192.00	168.83	168	160	77.20	102.60	190.25	435.20
10"*6"	305.80	273.81	272.67	262.50	192.00	168.83	168	160	77.20	128.00	21 7.50	446.60
10"*8"	305.80	273.81	272.67	262.50	246.50	219.84	218.60	208.00	102.60	128.00	245.00	496.50
12"*8"	361.60	324.6	323.47	313.00	24650	219.84	218.69	208. 00	10260	153.4	269.30	583
12"*10"	361.60	324.60	323.47	313	305.80	273.81	272.67	262.50	128.00	153.4	296. 80	656.80



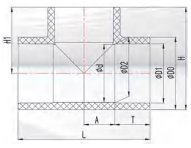

A040112 Female Thread Tee

Size	DO	d1	d2	d	T	H1	H	L
1/2"	30.14	21.54	21.23	17.00	23.22	36.25	51.50	72.50
3/4"	35.87	26.87	26.57	22.50	26.40	41.40	59.85	82.80
1"	44.30	33.66	33.27	29.00	29.57	47.10	69.45	94.20
1-1/4"	53.42	42.42	42.04	38.00	32.75	55.75	82.75	11.50
1-1/2"	60.40	48.56	48.11	43.00	35.93	62.00	92,25	124.00
2"	73.10	60.63	60.17	55.00	39.10	70.85	107.40	141.70
2-1/2"	88.40	73.38	72.85	67.50	45. 45	83.28	128.70	166.55
3"	105.70	89.31	88.70	83.00	48.63	97.08	149.30	194.15
4"	132.50	114.76	114.07	106.00	58.15	117.25	183.25	234.50
5"	161.60	141.81	141.04	133.00	67.68	142.80	227.95	285.60
6"	192.00	168.83	168.00	160.00	77.20	166.25	261.70	332.50
8"	246.50	219.84	218.69	208.00	102.60	217.60	340.55	435.2
10"	305.80	273.81	272.67	262..50	128.00	278.00	430.90	556.00
12"	361.60	324.60	323.47	313.00	153..40	328.50	509.7	656.80
14"	394.11	355.94	354.33	331.50	200.00	371.10	571 .60	742.20
16"(FRP)	450.00	407.19	405.33	363.80	230.66	414.00	640.50	828



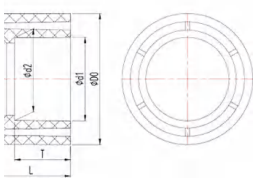

A040113 Bushing

Size	DO	d1	d2	d	T	L
25*20	25.10	20.24	19.96	19.00	17.00	19. 00
32*25	32.20	25.24	24.95	24.00	19.50	22.20
40*32	40. 10	32.25	31.95	31.00	23.00	26.50
50*40	50. 06	40. 28	39.95	39.00	27.00	30.60
63*50	63.10	50.33	49.94	49.00	32.00	38.00
75*63	75.10	63.34	62.93	62.00	38.50	44.00
90*75	90. 10	75.35	74.93	73.00	44. 50	51.00
110*90	110.10	90.38	89.93	88.50	52.00	60.50
125*110	125. 10	110.42	109.92	108. 00	62.00	68.50
140*110	140.10	110.42	109.92	108. 00	62, 00	76.70
140*125	140. 10	125.52	124.93	123. 00	69.50	76. 70
160*1 10	160.10	110. 42	109.92	108. 00	62.00	86.00
160*140	160. 10	1 40.58	139.88	1 38.00	77.00	86.00
180*160	180. 10	160. 62	159.87	1 58.00	87.00	96.00
200*160	200. 10	160. 62	159.87	1 58.00	87.00	106. 00
200*180	200. 10	180.81	1 79.91	1 78.50	97.00	106. 00
225*160	225.20	160. 62	159.87	1 58.00	87.00	119.80
225*200	225.20	200.90	199.85	197.00	107.00	118. 00
250*200	250.20	200.90	199.85	197.00	107.00	128. 40
250*225	250.20	226.02	224.83	221. 00	119. 50	128. 40
280*225	280. 10	226.02	224.83	221. 00	119. 50	145. 50
315*280	315. 10	281. 46	280.16	278. 00	147.00	164. 00
355*315	355. 10	316.55	315.05	312. 00	165. 00	184. .00
400*315	400. 10	316.55	315.05	312. 00	165. 00	216. 00



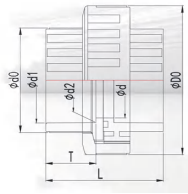

A040115 Union

Size(*")	DO	d0	d1	d2	d	T	L
1/2"	47.00	29.54	21.54	21.23	17.00	23.22	48.20
3/4"	54.00	35. 36	26.87	26.57	22.50	26. .40	55.50
1"	67.00	43. 66	33.66	33.27	29.00	29.57	62. 10
1-1/4"	78.50	53.02	42. 42	42. 04	38.00	32.75	70.00
1-1/2"	93.00	59. 86	48.56	48.11	43.00	35.93	80.00
2"	1 10. 60	72.23	60. 63	60.17	55. 00	39. 10	90. 50
2-1/2"	1 30.60	88.00	73.38	72.85	67.50	45.45	104. 00
3"	148.50	105.30	89.31	88. 70	83.00	48.63	117.00
4"	173. 50	132. 00	114.76	114. 07	106. 00	58. 15	136. 60



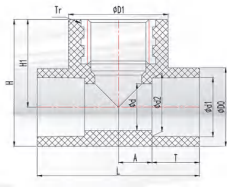

A040117 Brass Female Tee

Size	DO	D1	d1	d2	d	T	H1	H	L	Tr螺纹	Nominal Pressure PN(kg/cm2)
15	26.90	34.00	20.30	19.95	16.00	16.20	30.00	43.45	55.40	1/2"	S5 (PN20)
20	32.60	39.50	25.30	24.95	21.00	18.70	34.00	50.30	65.40	3/4"	S5 (PN20)
25	40. 10	46.50	32.30	31.90	28.00	22.20	40.00	60.05	79.40	1"	S5(PN20)



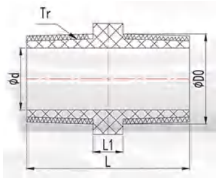

A040114 Nipple

Size	DO	d1	L1	L	Tr螺纹
20*1/2"	20.80	14. 50	7. 00	40.50	1/2"
25*3/4"	25. 70	1 7.50	8. 00	45. 00	3/4"
32*1"	33.10	24. . 00	11.00	50. 00	1"
40*1-1/4"	41.40	32.00	11.00	52.50	1-1/4"
50*1-1/2"	47.30	37.50	12.50	55. 00	1-1/2"
63*2"	58. 60	48.50	12.50	67.00	2"



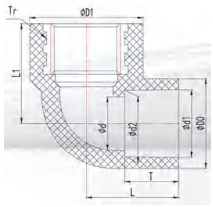

A040116 Copper Threaded Elbow 90 °

Size	DO	D1	d1	d2	d	T	L1	L	Tr螺纹	Nominal Pressue
20*1/2"	24.70	32.00	20.24	19.96	18.00	17.00	30.80	28.50	1/2"	10
25*1/2"	29.70	32.00	25.24	24.95	24.00	19.50	33.15	33.00	1/2"	10
25*3/4"	29.70	37.10	25.24	24.95	24.00	19.50	33.15	34. .84	3/4"	10
32*1/2"	37.30	32.00	32.25	31.95	18.80	23.00	39.35	42 ,00	1/2"	10
32*3/4"	37.30	37.00	32.25	31.95	24.00	23.00	45.35	42.50	3/4"	10
32*1"	37.30	44.30	32.25	31.95	31.00	23.00	41.35	39.85	1"	10



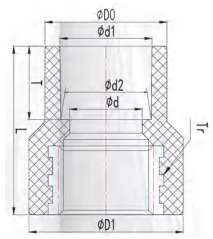

A040118 Brass Female Adapter

Size	DO	D1	d1	d2	d	T	L	Tr螺纹	Nominal Pressure
20*1/2"	24.30	32.00	20.24	19.96	18.00	17.00	36.70	1/2"	10
25*1/2"	31.00	33.00	25.24	24.95	18.80	19.50	39.20	1/2"	10
25*3/4"	29.80	38.10	25.24	24.95	18.80	19.50	39.50	3/4"	10
32*1/2"	37.30	32.00	32.25	31.95	18.80	23.00	48.50	1/2"	10
32*3/4"	37.50	37.50	32.25	31.95	24.00	23.00	48.50	3/4"	10
32*1"	38.00	46.40	32.25	31.95	31.00	23.00	42.40	1"	10



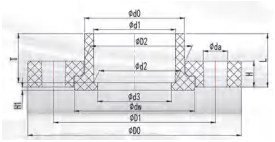

A040119 Vanstone Flange

Size	DO	D1	D2	d0	d1	dZ	d3	dw	da	T	H1	H	L	螺孔数n	公称压力 Nominal Pressure (PN10=10bar)
50	148.00	110.00	60.10	56.60	50.33	49.94	49.00	82.00	18.00	32.00	7.60	14.50	35.00	4	10
63	165.60	125.00	75.20	69.60	63.34	62.93	62	93.70	18.00	38.50	8.00	15.60	42.30	4	10
75	185.00	145.00	87.00	82.60	75.35	74.93	73.00	103.80	18.00	44.50	8.30	16.10	47.80	4	10
90	194.90	160.00	105.00	99.30	90.38	89.93	88.50	128.40	18.00	52.00	10.50	18.20	54.50	8	10
110	219.00	180.00	132.00	120.30	110.42	109.92	108.00	150.00	18.00	62.00	14.50	20.00	66.10	8	10
125	248.00	210.00	145.00	136.60	125.52	124.93	123.00	163.80	18.00	69.50	15.50	19.30	74.10	8	10
140	248.50	210.00	152.50	151.6	140.58	139.88	138.00	167.80	18.00	77.00	12.50	21.00	83	8	10
160	284.00	240.00	186.50	177.60	160.62	159.87	158.00	260.50	22.00	87.00	19.50	26.00	91.20	8	10
200	340.00	295.00	230.50	220.5	200.90	199.85	197.00	258.50	22.00	107.00	20.00	29.80	113.00	8	10
225	340.00	295.00	253.00	245.50	226.02	224.83	221.00	266.70	22.00	119.50	21.50	32.00	123.00	8	10
250	393.00	350.0	277.00	275	251.15	249.41	247.00	303.00	22.00	132.00	22.50	34.00	138.00	12	10
280	397.00	355.00	308.00	305.40	281.46	280.16	278.00	324.50	22.00	147.00	22.00	35.00	162.00	12	10
315	445.00	400.00	353.50	346.3	316.55	315.05	312.00	378.50	22.00	165.00	30.00	40.00	157.70	12	10
355	510.00	460.00	390.00	386.60	356.63	355.03	326.00	413.50	24.00	183.50	32.00	40.00	193.50	16	10
400	570.00	515.00	438.00	432	401.60	400.00	398.50	460.00	24.00	208.00	40.00	43.80	200.00	16	10
450	620.00	565.00	488.50	486	451.94	450.05	447.00	518.00	27.00	233.00	38.00	45.00	245.00	20	10
500	670	620	541	536.5	502.8	500.6	596	573	27	256	38	50	268	20	10



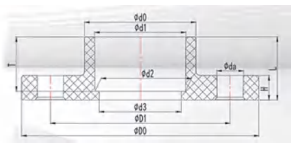

A040120 TS Flange

Size	DO	D1	d0	d1	d2	d3	da	T	H	L	螺孔数n
1/2"	89	60.3	29.54	21.54	21.23	17.00	16.00	23.22	13.00	27.72	4
3/4"	89	69.85	35.27	26.87	26.57	22.50	16.00	26.40	14.00	30.9	4
1"	108	79.38	43.66	33.66	33.27	29.00	16.00	29.57	15.00	34.1	4
1-1/4"	117	88.9	53.02	42.42	42.04	38.00	16.00	32.75	15.00	38.75	4
1-1/2"	127	98.43	59.86	48.56	48.11	43.00	16.00	35.93	17.00	41.95	4
2"	152	120.7	72.23	60.63	60.17	55.00	19.00	39.10	19.00	46.1	4
2-1/2"	178	139.7	88.00	73.38	72.85	67.50	19.00	45.45	20.00	53.00	4
3	191	152.4	105.3	89.31	88.7	83.00	19.00	48.63	20.50	57.15	4
4"	229	190.50	132	114.8	114.07	106	19.00	58.15	21.00	66.65	8
5"	254	216	162.00	141.81	141	133	22.00	67.68	23.50	77.5	8
6"	284	241.3	190.85	168.8	168	160	22.00	77.20	26.50	88.2	8
8"	343	298.5	245.8	219.84	218.69	208	22.00	102.	27.00	113.6	8



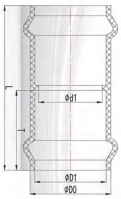

A040121 COUPLING(F/F)

Size	DO	D1	d1	T	L
63	74.50	65.30	62.00	76.00	158.00
75	88.50	77.50	73.50	84.50	177.50
90	105.50	92.50	88.50	95.00	200.00
110	125.70	111.50	108.00	122.00	280.00
160	181.50	162.30	158.00	141.00	303.00
200	225.00	202.50	197.00	152.00	310.00
225	251.50	227.50	221.00	139.00	362.00
250	276.50	252. 30	247.00	152.00	382.70
315	347.80	318. 30	312.00	198.00	484.00
355	388.50	356. 63	326.00	235.00	384.30



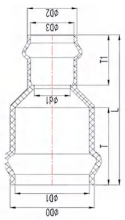

A040122 REDUCER(F/F)

Size	DO	D1	D2	D3	d1	T1	T	L
75*63	88. 50	77.50	74. 50	65. 30	62. 00	76.00	84.50	168
90*63	105.50	92.50	74. 50	65.30	62. 00	76.00	95.00	194
90*75	105.50	92. 50	88.50	77.50	73. 50	84.50	95.00	200. 00
110*63	125.70	111.50 ,	74.50	65.30	62. 00	76.00	122.00	232.00
110*75	125.70	111.50 ,	88.50	77.50	73. 50	84. 50	122.00	236.00
110*90	125.70	111.50 ,	105.50	92.50	88. 50	95. 00	122.00	238. 00
160*110	181. 50	162.30	125.70	111.50	108. 00	122. 00	141.00	312.00
200*110	225. 00	202. 50	125.70	111.50	108. 00	122. 00	152.00	335. 50
200*160	225.00	202.50	181.50	162.30	158.00	141.00	152.00	300. 00
225*110	251.50	227.50	125.70	111.50	108.00	122.00	139.00	358. 00
225*160	251.50	227.50 ,	181.50	162.30	158.00	141. 00	139.00	346. 00
225*200	251. 50	227.50	225. 00	202. 50	197.00	152. 00	139.00	389.25
250*110	276.50	252.30	125.70	111.50	108. 00	122.00	152.00	387.00
250*160	276.50	252.30	181.50	162.30	158.00	141. 00	152.00	375.50
250* 200	276. 50	252.30	225.00	202. 50	197.00	152. 00	152.00	389.00
250*225	276.50	252.30	251.50	227.50	221.00	139.00	152.00	371.75
315*110	347. 80	318.30	125.70	111.50	108.00	122.00	198.00	444. 60
315*160	347. 80	318.30	181.50	162.30	158	141.00	198.00	436. 00
315*200	347.80	318.30	225.00	202.50	197.00	152.00	198.00	454. 00
315*225	347.80	318.30	251.50	227.50	221.00	139.00	198.00	458. 00
315* 250	347.80	318.30	276.50	252.30	247.00	152.00	198.00	458. 00
355*200	388. 50	356.63	225.00	202. 50	197. 00	152.00	235.00	455. 00
355*315	388. 50	356.63	347.80	318.30	312.00	198.00	235.00	476.00



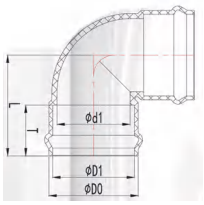

A040123 Elbow 90 ° (F/F)

Size	DO	D1	d1	T	L
63	74. 50	65. 30	62. 00	76.00	110.00
75	88. 50	77.50	73.50	84.50	125. 75
90	105. 50	92.50	88.50	95. 00	142.50
110	125. 70	111.50	108.00	122.00	188.50
1 60	181.50	162.30	1 58.00	141.00	236.50
200	225.00	202.50	197.00	152.00	270.00
225	251.50	227.50	221.00	139.00	288.00
250	276.50	252. 30	247.00	152.00	312.00
315	347.80	318.30	312.00	198.00	393.00
355	388.50	356. 63	326.00	235.00	410.00



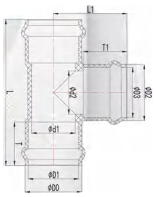

A040124 TEE(F/F/F)

Size	DO	D1	D2	D3	d1	d2	T1	T	L1	L
63	74.50	65.30	74.5	65.3	62.00	62.00	76.00	76.00	110. 00	220.00
75	88.50	77.50	88.50	77.50	73.50	73.50	84..50	84.50	125. 00	255.00
90	105.50	92, 50	105.50	92.50	88.50	88.50	95.00	95.00	142.50	285.00
110	125.70	111.50	125.70	111.50	108.00	108.00	122.00	122.00	202.50	404.00
160	181.50	162.30	181.50	162.30	158.00	158. 00	141.00	141.00	236.50	470.00
200	225. 00	202.50	225.00	202.50	197.00	197.00	152.00	152. 00	270.00	555.00
225	251.50	227.50	251.50	227.50	221.00	221.00	139.00	139.00	288.00	592.00
250	276. 50	252.30	276.50	252.30	247.00	247.00	152.00	152. 00	312.00	640.00
315	347.80	318.30	347.80	318.30	312.00	312.00	198.00	198. 00	393.00	786.00
355	389.00	318.30	389.00	318.30	326.00	326.00	198.00	198.00	410.00	820.00
75*63	88.50	77.50	74.50	65.30	73.50	62. 00	76.00	84.50	115.00	243.00
90*63	105.50	92.50	74.50	65.30	88.50	62.00	76.00	95.00	121.40	262.20
90*75	105.50	92. 50	88.50	77.50	88.50	73.50	84.50	95.00	132.90	272.20



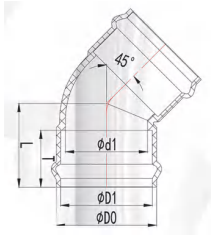

A040125 Elbow 45 ° (F/F)

Size	DO	D1	d1	T	L
63	74. 50	65. 30	62. 00	76.00	110.00
75	88. 50	77.50	73.50	84.50	125. 75
90	105. 50	92.50	88.50	95. 00	142.50
110	125. 70	111.50	108.00	122.00	188.50
1 60	181.50	162.30	1 58.00	141.00	236.50
200	225.00	202.50	197.00	152.00	270.00
225	251.50	227.50	221.00	139.00	288.00
250	276.50	252. 30	247.00	152.00	312.00
315	347.80	318.30	312.00	198.00	393.00
355	388.50	356. 63	326.00	235.00	410.00



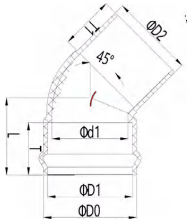

A040126 ELBOW 45(F/S)

Size	DO	D1	D2	d1	T1	T	L
200	225.00	202.50	200.20	197.00	223.00	152.00	202.00
225	251.50	227.50	225.30	221.00	212.00	139.00	215.00
250	276.50	252.30	250.30	247.00	252.00	152.00	236.00
315	347.80	318.30	315.20	312.00	291.30	198.00	291.30



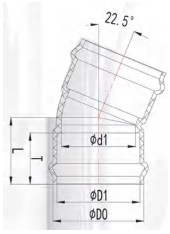

A040127 ELBOW 22.5(F/F)

Size	DO	D1	d1	T	L
63	74.50	65. 30	62.00	76.00	94.50
75	88.50	77.50	73.5	84.50	106.00
90	105.50	92.50	88.50	95. 00	110
110	125. 70	111.50	108.00	122.00	152
1 60	181.50	162.30	158.00	141. 00	1 68
200	225.00	202.50	197.00	152.00	178.5
225	251.50	227.50	221.00	139.00	196
250	276.50	252.30	247.00	152.00	212.00
315	347.80	318.30	312.00	1 98. 00	257.00



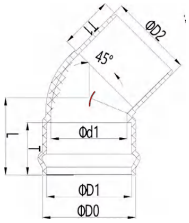

A040128 ELBOW 22.5(F/S)

Size	DO	D1	D2	d1	T1	T	L
200	225.00	202.50	200.20	197.00	223.00	152.00	202.00
225	251.50	227.50	225.30	221.00	212.00	139.00	215.00
250	276.50	252.30	250.30	247.00	252.00	152.00	236.00
315	347.80	318.30	315.20	312.00	291.30	198.00	291.30



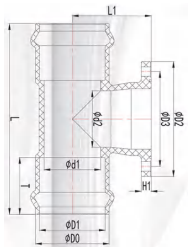

A040129 TEE with Flanged Branch(F/F)

Size	DO	D1	D2	D3	d1	d2	T	H1	L1	L	螺孔数n
110	125. 70	111.50	224.00	180	108	108	122. 00	19. 00	160	405.00	8
160	181.50	162. 30	284	240	158	158	141. 00	23.00	195. 00	473.00	8
200	225. 00	202.50	338. 00	295	197.00	197	152. 00	26.00	230. 00	540. 00	8
225	251. 50	227.50	344	295.00	221	221.00	139. 00	29.50	255. 00	576.00	8
250	276.50	252.30	394.00	350	247	247.00	152.00	31.50	280.00	624. 00	12
315	347.8	318.30	443. 00	400.00	312	312.00	198. 00	36.00	330.00	788. 00	12
160*110	181.50	162.3	224.00	180.00	158	108	141. 00	19. 00	192. 00	446.00	8
200*110	225. 00	202.50	224.00	180	197	108	152. 00	19.00	215.00	488.00	8
200*160	225. 00	202.50	284	240	197	158	152. 00	23.00	220.00	500. 00	8
225*110	251. 50	227.50	224	180	221	108	139. 00	19. 00	233.50	466.00	8
225*160	251. 50	227.50	284	240	221	158	139. 00	23.00	245. 00	504. 00	8
250*110	276.50	252.30	224.00	180.00	247	159	152.00	19. 00	245.50	500.00	8
250*160	276. 50	252.30	284.00	240	247	160	152.00	23.00	257.00	538.00	8
250*200	276. 50	252.30	338. 00	295	247	161	152. 00	26.00	268. 50	578	8
315*110	347. 80	318.30	224.00	180.00	312	162	198. 00	19. 00	277.50	592. 00	8
315*160	347. 80	318.30	284.00	240	312	163	198. 00	23.00	288. 50	626. 00	8
315*200	347. 80	318.30	338. 00	295	312	164	198. 00	26.00	299.00	667. 00	8



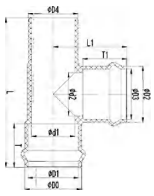

A040130 TEE(F/F/S)

Size	DO	D1	D2	D3	D4	d1	d2	T1	T	L1	L
110	125. 70	111. 50	125.70	111.5	110.20	108. 00	108	122. 00	122. 00	202.50	405.00
160	181. 50	162. 30	181. 50	162.3	1 60. 30	1 58. 00	158	141. 00	141. 00	236.50	485.00
200	225.00	202.50	225.00	202.5	200.20	197. 00	197	152. 00	152. 00	270.00	555.00
225	251.50	227.50	251.50	227.50	225.30	221. 00	221	139. 00	139. 00	288. 00	595.00
250	276. 50	252.30	276.50	252.3	250. 30	247.00	247	152. 00	152. 00	312.00	640.00
315	347.80	318.30	347. 80	318.3	315.20	312. 00	312	198. 00	198. 00	393. 00	785. 00
1 60*110	181. 50	162. 30	125. 70	111.5	160.3	1 58.00	108	122. 00	141. 00	220. 00	450.00
200*110	225.00	202.50	125.70	111.5	200.20	197. 00	108	122. 00	152. 00	240. 00	495.00
200*1 60	225.00	202.50	181.50	162.30	200.20	197.00	158	141. 00	152.00	250. 00	515.00
225*110	251.50	227.50	125. 70	111.50	225.30	221.00	108	122. 00	139. 00	263. 00	485.00
225*160	251.50	227.50	181. 50	162.30	225.30	221.00	158	141. 00	139. 00	290. 00	520.00
250*110	276.50	252.30	125. 70	111.50	250.30	247.00	108	122.00	152. 00	275.00	515.00
250*160	276.50	252.30	181. 50	162.3	250. 30	247. 00	158	141. 00	152. 00	302. 00	538.00
250*200	276.50	252.30	225.00	202.50	250. 30	247. 00	197	152. 00	152. 00	228. 00	555.00
315*110	347.80	318.30	125. 70	111.5	315.20	312.00	108	122. 00	198. 00	317.00	595.00
315*160	347.80	318.30	181. 50	162.3	315.20	312.00	158	141. 00	198. 00	336. 50	625.00
315*200	347.80	318.30	225.00	202.50	315.20	312.00	170	152. 00	198. 00	393. 00	660.00



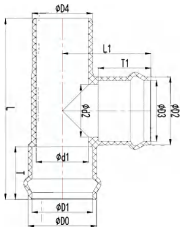

A040131 Tee(F/F/S)

Size	DO	D1	D2	D3	D4	d1	d2	T1	T	L1	L
110	125.70	111.50	125.7	111.50	110. 20	108.00	108.00	122.00	122.00	202.50	405.00
160	181.50	162. 30	181 .50	162.30	1 60.30	1 58.00	158.00	141. 00	141.00	236.50	485.00
200	225.00	202.50	225.00	202.50	200. 20	197.00	197.00	152. 00	152.00	270.00	555.00
225	251.50	227.50	251.50	227.50	225.30	221.00	221.00	139.00	139.00	288.00	595.00
250	276.50	252.30	276.50	252.30	250.30	247.00	247.00	152.00	152.00	312.00	640.00
315	347.80	318. 30	347.80	318.30	315.20	312.00	312.00	198.00	198.00	393.00	785.00
160*110	181.50	162. 30	125.7	11.50	1 60.30	158. 00	108.00	122.00	141.00	220.00	450.00
200*110	225.00	202.50	125.7	111.50	200. 20	197.00	108.00	122.00	152.00	240.00	495.00
200*160	225.00	202.50	181.50	162.30	200.20	197.00	158.00	141.00	152.00	250.00	515.00
225*110	251.50	227.50	125.7	111.50	225. 30	221.00	108.00	122.00	139.00	263.00	485.00
225*160	251.50	227.50	181.50	162.30	225. 30	221.00	158.00	141.00	139.00	290.00	520.00
250*110	276.50	252.30	125.7	111.50	250.30	247.00	108.00	122.00	152.00	275.00	515.00
250*160	276.50	252.30	181.50	162.30	250. 30	247.00	158.00	141.00	152.00	302.00	538.00
250*200	276.50	252.30	225.00	202.50	250. 30	247.00	197.00	152.00	152.00	228.00	555.00
315*110	347.80	318.30	125. 70	111.50	315.20	312.00	108.00	122.00	198.00	317.00	595.00
315*160	347.80	318. 30	181.50	162.30	315.20	312.00	158.00	141.00	198.00	336.50	625.00
315*200	347.80	318. 30	225.00	202.50	315.20	312.00	197.00	152.00	198.00	393.00	660.00



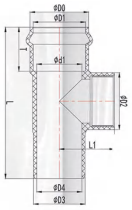

A040133 Thread Tee

Size	DO	D1	D2	D3	D4	d1	T	L1	L	Tr
110*2"	125.70	111.50	80.00	110. 20	79.00	108. 00	122.00	79.00	335. 00	2"
160*2"	181.50	162.30	80.00	160.30	140.00	158. 00	141.00	102.00	375. 00	2"
200*2"	225.00	202.50	80.00	200. 20	178. 00	197. 00	152.00	123.00	410.00	2"



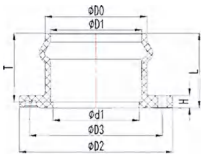

A040135 Faucet Flange

Size	DO	D1	D2	D3	d1	T	H	L	螺孔数n
63	74. 50	65.30	165. 00	125. 00	62. 00	76. 00	17.30	84. 00	4
75	88.50	77.50	185. 00	145.00	73. 50	84.50	18. 00	92.30	4
90	105.30	92.50	200.00	160. 00	88. 50	95.00	18. 80	103.00	8
110	125. 70	111.50	225.00	180.00	108.00	122.00	19. 50	134.00	8
125	142. 10	127.00	250.00	210.00	123.00	1 35.00	21. 60	135.00	8
140	160.10	143.00	251.80	210.00	125,90	141.30	20. 30	151.40	8
160	181.50	162.30	285.00	240.00	158. 00	141.00	22. 80	150. 00	8
180	200.00	182.00	290.00	240.00	161.00	150.30	25. 00	160. 80	8
200	225.50	202.50	345.00	295.00	197.00	152.00	26. 50	163.00	8
225	250.50	227.50	345.00	295.00	221.00	139.00	30. 00	153.50	8
250	276.50	252.30	395.00	350.00	247.00	152.00	32. 00	167.50	12
280	309.50	282.50	405. 00	355.00	254.00	173.60	31. 50	193.30	12
315	347.50	318.30	445.00	400. 00	312.00	198.00	35. 00	210.00	12
355	388.50	359.00	510.00	460.00	326.00	235.00	38. 00	210.00	16
400	435.00	404. 00	570.00	515.00	568.20	228.00	42.50	247.00	16



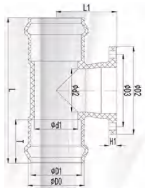

A040132 Tee

Size	DO	D1	D2	D3	d1	d2	T	H1	L1	L	螺孔数n
110	125.70	111.50	224.00	180.00	108.00	108.00	122.00	19.00	160	405.00	8
160	181.50	162.30	284	240. 00	1 58. 00	158.00	141.00	23.00	195. 00	473.00	8
200	225.00	202.50	338.00	295.00	197.00	197.00	152.00	26.00	230.00	540.00	8
225	251.50	227.50	344	295.00	221 .00	221.00	139.00	29.50	255.00	576.00	8
250	276.50	252.30	394.00	350.00	247.00	247.00	152.00	31.50	280.00	624.00	12
315	347.80	318.30	443.00	400. 00	312.00	312.00	198.00	36.00	330.00	788.00	12
160*110	181.50	162. 30	224	180.00	1 58.00	108.00	141.00	19.00	192.00	446.00	8
200*110	225.00	202.50	224.00	180.00	197.00	108.00	152.00	19.00	215.00	488.00	8
200*160	225.00	202.50	284	240.00	197.00	158.00	152.00	23.00	220.00	500.00	8
225*110	251.50	227.50	224	180.00	221	108.00	139.00	19.00	233.50	466. 00	8
225*160	251.50	227.50	284	240.00	221	158.00	139.00	23.00	245.00	504.00	8
250*110	276.50	252.30	224.00	180.00	247.00	108.00	152.00	19.00	245.50	500.00	8
250*160	276.50	252.30	284.00	240.00	247.00	158.00	152.00	23.00	257.00	538.00	8
250*200	276.50	252.30	338.00	295.00	247.00	197.00	152.00	26.00	268.50	578.00	8
315*110	347.80	318.30	224	180. 00	312.00	108.00	198.00	19.00	277.50	592.00	8
315*160	347.80	318.30	284.00	240.00	312.00	158.00	198.00	23.00	288.50	626.00	8
315*200	347.80	318.30	338.00	295.00	312.00	197.00	198.00	26.00	299.00	667.00	8



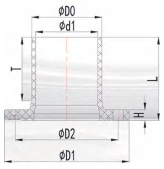

A040134 Faucet Flange

Size	DO	D1	D2	d1	T	H	L	螺孔数n	Nominal Pressure
63	63.20	164.00	125.00	62. 00	102. 00	17.30	127.00	4	10
75	75.30	184.00	145. 00	73.50	110. 00	17.00	137.50	4	10
90	90.30	198.50	160. 00	88.50	115. 00	19.00	144.00	8	10
110	110.30	223.50	180. 00	108.00	128. 00	20.00	154	8	10
160.00	160. 40	283.50	240.00	123.00	145. 00	23.00	190.00	8	10
200	200.50	338	295.00	158.00	160. 00	27.00	203.50	8	10
225	225.50	345.00	295.00	197.00	167. 00	29.50	216.00	8	10
250	250.50	393.00	350. 00	221. 00	180. 00	31.00	232.00	12	10
315	315. 60	443.50	400. 00	312.00	207.00	35.50	268.00	12	10
355	355. 60	510.00	460. 00	326.00	235.00	42.50	300	16	10
400	400. 60	568.20	510. 00	568.20	245.00	41.00	314.00	16	10



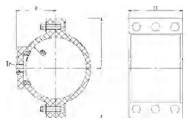

A040136 PVC Clamp

Size	DO	H	L	L1	Tr螺纹	螺纹尺寸	Nominal Pressure PNkg/m2)
63*1"	63.00	65.30	138.50	89.30	1"	M12*40	10.00
75*1"	75.00	63.50	143.50	89.30	1"	M12*40	10
75*1-1/2"	75.00	63.50	143.50	89.30	1-1/2"	M12*40	10
90*1/2"	90.00	74.00	159.70	68.00	1/2"	M12*40	10
90*3/4"	90.00	74.00	159.70	68.00	3/4"	M12*40	10
90*1"	90.00	74.00	159.70	68.00	1"	M12*40	10
90*1-1/2"	90.00	74.00	159.70	89.50	1-1/2"	M12*40	10
110*1/2"	110.00	78.00	198.00	109.50	1/2"	M16*50	10
110*3/4"	110.00	78.00	200.00	109.50	3/4"	M16*50	10
110*1"	110.00	81.00	198.00	109.50	1"	M16*50	10
110*1-1/2"	110.00	91.00	199.00	108.00	1-1/2"	M16*50	10
110*2"	110.00	91.00	198.00	109.50	2"	M16*50	10
110*2-1/2"	110.00	91.00	198.00	109.50	2-1/2"	M16*50	10
125*1-1/2"	125.00	99.00	225.00	110.00	1-1/2"	M16*55	10
125*2"	125.00	99.00	225.00	110.00	2"	M16*55	10
125*2-1/2"	125.00	99.00	225.00	110.00	2-1/2"	M16*55	10
160*3/8"	160.00	104.50	253.00	120.00	3/8"	M16*55	10
160*1/2"	160.00	104.50	253.00	120	1/2"	M16*55	10
160*3/4"	160.00	104.50	253.00	120.00	3/4"	M16*55	10
160*1"	160.00	104.50	253.00	120.00	1"	M16*55	10
160*1-1/2"	160.00	118.50	253.00	120.00	1-1/2"	M16*55	10
160*2"	160.00	114.00	253.00	120.00	2"	M16*55	10



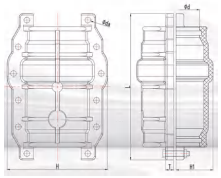

A040137 Saddled Repaired Coupling

Size	d	da	H1	H	T	L	螺孔数n
63	65. 00	11.50	52.00	155. 00	15.00	250.00	12
75	77.00	11.50	62.00	1 72.10	16.00	280.00	12
90	92.00	13.50	71.50	205.00	18.00	320.00	12
110	112.00	13.50	86. 00	234. 00	18.00	340.00	12
125	128. 00	13.50	96.00	257.00	20. 00	360.00	12
140	142.00	13.50	102. 34	260.82	20. 00	338.00	14
160	162.00	13.50	119.50	299.00	20. 00	380.00	14
180	182.00	13.50	132.00	332. 30	22.00	432.00	16
200	202.00	13.50	150. 40	349. 70	22.00	460. 00	18
225	228.00	13.50	163.00	388. 00	23.00	460.00	14
250	254.00	13.50	187.20	440.00	23.00	480. 00	18
280	282.00	13.50	194.50	458.00	23.50	480.00	18
315	317.00	13.50	226.00	520.00	30.00	480.00	20
355	357.50	13.50	251.50	570.00	35.00	530.00	24
400	402.00	13.50	271.30	606. 60	34.00	540.00	22
500	500.00	13.50	327.50	758.50	37.50	675.00	22



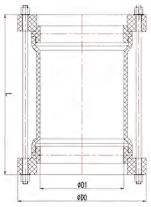

A040138 Repaird Coupling

Size	D1	D2	L
110	218.50	110.42	303.00
160	285.00	160.62	350.00
200	340.00	200.90	435.00
225	340.00	226.02	429.00
250	395.00	251.15	464.00



PVC/CPVC DIN STANDARD PN16

PRODUCT INTRODUCTION

As the series of piping network products for water supply and drainage with matur e technology, Pipes and fittings of PVC-U are one of the largest outputs for plastic products in the world, which already had been used widely both at home and abroad. For TOMEX PVC-U water supply piping network, the raw materials and finished products are both match or exceed the relative standards. So TOMEX PVC-U piping network can suit for the equipments of drinking water supply. The piping networks are designed for the uninterrupted supply of water condition from 20℃ to 50℃. Under this condition, service life of piping network can up to 50 years. TOMEX PVC-U piping network have the full series size and model of fittings for building water supply, which can suit for many kinds of requirement.

The series of PVC-U PN16 pressure fittings can match the standard GB/T 10002.2 or DIN 8063, and the series of PVC-U PN16 pressure pipes can match the standard GB/T 10002.1 or DIN 8063.

FEATURES OF PRODUCT

- **High Flow Ability:**
  The inside and outside wall are smooth, the coefficient of friction is small, roughness is only 0.008 to 0.009, anti-fouling property is strong, fluid transport efficiency is enhanced 25% than cast iron piping network.
- **Corrosion Resistant:**
  PVC-U material has strong resistance to most of acid and alkali. No rust, no antiseptic treatment. The service life is 4 times than that of cast iron.
- **Light Weight and Easy Installation:**
  Weight is very light. The density of PVC-U is only 1/5 to 1/6 of that of cast iron. The method of connection is very simple, and the process of installation is very quickly.
- **High Tensile Strength:**
  PVC-U has high tensile strength, and high shock strength. The piping network of PVC-U is not easy to break, and it works safety.
- **Long Service Life:**
  The piping network with normal material can be used around 20 to 30 years, but the PVC-U piping network can be used longer than 50 years.
- **Cheaper Prices:**
  The price of PVC-U piping network are cheaper than that of cast iron.

FIELDS OF APPLICATION

Piping networks for water supply in building.

Piping networks for piping system in water treatment plant.

Piping networks for water farming.

Piping networks for irrigation, normal water transport for industry.



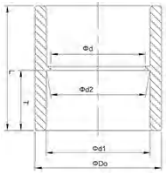

A050101 Couping

Size	DO	d1	d2	T	d	L
15 (20)	26.3	20.3	19. 95	16.2	18	34.4
20(25)	31.8	25.3	24.95	18.7	23	39.4
25(32)	39.9	32.3	31.9	22.2	30	46.4
32 (40)	49.7	40.4	39.9	26.2	38	54.4
40 (50)	61.9	50.4	49.9	31.2	48	64.4
50 (63)	77.9	63.4	62.9	37.7	61	77.4
65(75)	91.2	75.4	74.9	43. 7	68.2	90.4
80 (90)	107. 6	90.5	89.9	51.2	83.8	106.4
100(110)	127	110.6	109.9	61.2	103	128
de125	144.3	125.7	124.9	68. 7	118. 6	144
125(140)	161.6	140.8	139.9	76.2	133.8	160
150(160)	184. 6	160.8	159.9	86.2	153.8	180
de180	202. 6	180.9	179.9	97	178.5	199
de200	230.5	201	199.9	106.2	193.5	218
200(225)	259.4	226.2	224.9	118.7	216. 9	243
de250	287.9	251.3	249.9	131.2	241.9	270
250 (280)	314.8	281.5	279.9	147	278	301
300(315)	358.2	316. 7	314.9	163.7	306.9	335.4
350 (355)	391	356. 8	355	184	326	386
400(400)	442	402	400	204.2	369.8	424



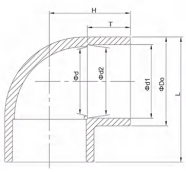

A050103 Elbow

Size	D0	d1	d2	T	d	H	L
15 (20)	26.3	20.3	19.95	16.2	18	27.7	40.8
20 (25)	31.8	25.3	24.95	18.7	23	32.7	48.6
25(32)	39.9	32.3	31.9	22.2	30	39.7	59.6
32(40)	49.7	40.4	39.9	26.2	38	47.7	72.5
40 (50)	61.9	50.4	49.9	31.2	48	57.7	88.7
50 (63)	77.9	63.4	62.9	37.7	61	70.7	109.7
65(75)	91	75.4	74.9	43.7	70.9	82.5	128
80(90)	107.4	90.5	89.9	51.2	85.9	97.5	151.2
100(110)	127	110.6	109.9	61.2	103.9	117.5	181.1
de125	144.3	125.7	124.9	68.7	118.9	132.5	204.7
125(140)	162.3	140.8	139.9	76.2	133.9	148	229.1
150(160)	184.6	160.8	159.9	86.2	153.5	168.5	260.8
de180	202.6	180.9	179.9	97	178.5	190	291.3
de200	230.5	201	199.9	106.2	193.5	208	323.3
200 (225)	259.4	226.2	224.9	118.7	216.9	233.6	363.2
de250	287.9	251.3	249.9	131.2	241.9	258.5	402.5
250 (280)	314.8	281.5	279.9	147	278	291	448.4
300 (315)	358.2	316.7	314.9	163.7	306.9	323	502.1
350 (355)	391	356.8	355	184	326	368.3	561.4
400(400)	442	402	400	204.2	369.8	413	629.4



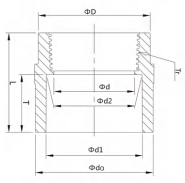

A050105 Female Coupling

Size	do	d1	d2	T	d	D	L	Tr
15(20)	26.8	20.3	19. 95	16. 5	16.5	27.6	33.5	Rc1/2
20(25)	32.5	25.3	24.95	19	22	33.1	37	Rc3/4
25(32)	40.3	32.3	31.9	22.5	28	41.3	42.5	Rc1
32(40)	49.5	40. 35	39.9	26.5	36	51.1	49	Rc1*1/4
40(50)	61.6	50. 35	49.9	31.5	42	59	54	Rc1*1/2
50(63)	77.4	63.4	62.9	38	53	73.6	65.5	Rc2
65(75)	90.4	75.4	74.9	44	68	90.2	76	Rc2*1/2
80(90)	106.5	90.5	89.9	51.5	80	103.9	86.5	Rc3
100(110)	126.9	110. 6	109.9	61.5	104.5	129.4	103	Rc4



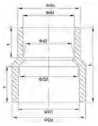

A050102 Reducing Coupling

Size	D0	D1	D2	T	d0	d1	d2	t	L
20X15 (25x20)	31.8	25.3	24.95	18.7	26.3	20.3	19.95	16.2	40.4
25X15(32x20)	39.9	32.3	31.9	22.2	26.3	20.3	19.95	16.2	48.5
25X20(32x25)	39.9	32.3	31.9	22.2	31.8	25.3	24.95	18.7	47.4
32X15 (40x20)	49.7	40.35	39.9	26.2	26.3	20.3	19.95	16.2	56.5
32X20(40x25)	49.7	40.35	39.9	26.2	31.8	25.3	24.95	18.7	56.5
32X25(40x32)	49.7	40.35	39.9	26.2	39.9	32.3	31.9	22.2	55.4
40X15 (50x20)	61.9	50.35	49.9	31.2	26.3	20.3	19.95	16.2	66.5
40X20 (50x25)	61.9	50.35	49.9	31.2	31.8	25.3	24.95	18.7	66.5
40X25 (50x32)	61.9	50.35	49.9	31.2	39.9	32.3	31.9	22.2	67
40X32 (50x40)	61.9	50.35	49.9	31.2	49.7	40.35	39.9	26.2	65.4
50X15 (63x20)	77.9	63.4	62.9	37.7	26.3	20.3	19.95	16.2	79.5
50X20(63x25)	77.9	63.4	62.9	37.7	31.8	25.3	24.95	18.707	9.5
50X25 (63x32)	77.9	63.4	62.9	37.7	39.9	32.3	31.9	22.2	80
50X32 (63x40)	77.9	63.4	62.9	37.7	49.7	40.35	39.9	26.2	80
50X40(63x50)	77.9	63.4	62.9	37.7	61.9	50.35	49.9	31.2	78.4
65X15(75x20)	91.2	75.4	74.9	43.7	26.3	20.3	19.95	16.2	93
65X20 (75x25)	91.2	75.4	74.9	43.7	31.8	25.3	24.95	18.7	93
65X25 (75x32)	91.2	75.4	74.9	43.7	39.9	32.3	31.9	22.2	93.5
65X32 (75x40)	91.2	75.4	74.9	43.7	49.7	40.35	39.9	26.2	93.5
65X40(75x50)	91.2	75.4	74.9	43.7	61.9	50.35	49.9	31.2	93.5
65X50(75x63)	91.2	75.4	74.9	43.7	77.5	63.4	62.9	37.7	92.2
80X20(90x25)	107.6	90.5	89.9	51.2	31.8	25.3	24.95	18.7	108
80X25 (90x32)	107.6	90.5	89.9	51.2	39.9	32.3	31.9	22.2	108.5
80X32(90x40)	107.6	90.5	89.9	51.2	49.7	40.35	39.9	26.2	108
80X40 (90x50)	107.6	90.5	89.9	51.2	61.9	50.35	49.9	31.2	108.5
80X50 (90x63)	107. 6	90.5	89.9	51.2	77.5	63.4	62.9	37.7	108. 5
80X65 (90x75)	107.6	90.5	89.9	51.2	91.2	75.4	74.9	43.7	107.3
100X20(110x25)	127	110. 6	109.9	61.2	31.8	25.3	24.95	18.7	127.8
100X25(110x32)	127	110.6	109.9	61.2	39.9	32.3	31.9	22.2	128.3
100X32(110x40)	127	110. 6	109.9	61.2	49.7	40.35	39.9	26.2	128.3
100X40(110x50)	127	110.6	109.9	61.2	61.9	50.35	49.9	31.2	128.3
100X50(110x63)	127	110.6	109.9	61.2	77.5	63.4	62.9	37.7	128.3
100X65(110x75)	127	110. 6	109.9	61.2	91.2	75.4	74.9	43.7	128.6
100X80(110x90)	127	110. 6	109.9	61.2	107.6	90.5	89.9	51.2	127. 4
de125x110	144. 3	125.7	124. 9	68.7	127	110.6	109.9	61.2	142. 6
125X40(140x50)	161. 6	140. 75	139.9	76.2	127	110.6	109. 9	61.2	157. 6
125X50(140x63)	161.6	140.75	139.9	76.2	144.3	125.7	124.9	68.7	157.6
125X65(140x75)	161. 6	140.75	139.9	76.2	61.9	50.35	49.9	31.2	158
125X80(140x90)	161. 6	140. 75	139.9	76.2	77.5	63.4	62.9	37.7	158
125X100(140x110)	161.6	140.75	139.9	76.2	91.2	75.4	74.9	43.7	158. 5



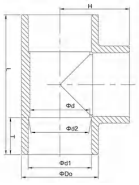

A050104 Tee

Size	D0	d1	d2	T	d	H	L
15 (20)	26.3	20.3	19.95	16.2	18	27.7	55.4
20(25)	31.8	25.3	24. 95	18.7	23	32.7	65.4
25 (32)	39.9	32.3	31.9	22.2	30	39.7	79.4
32 (40)	49.7	40. 4	39.9	26.2	38	47.7	95.4
40 (50)	61.9	50.4	49.9	31.2	48	57.7	115.4
50(63)	77.9	63.4	62.9	37.7	61	70.7	141.4
65 (75)	91.2	75.4	74.9	43.7	70.9	82.5	1 65
80(90)	107.6	90.5	89.9	51.2	85.9	97.5	195
100(110)	127	110.6	109.9	61.2	103.9	117.5	235
de1 25	144.3	125.7	124.9	68. 7	118.9	132.5	265
125(140)	161.6	140.8	139.9	76.2	133.9	148	296
150(160)	184.6	160.8	159.9	86.2	153.9	1 68	336
de180	202. 6	180.9	179.9	97	178.5	190	380
de200	230.5	201	199.9	106.2	193.5	208	416
200(225)	259.4	226.2	224.9	118.7	216.9	233.5	467
de250	287.9	251.3	249.9	131.2	241.9	258.5	517
250(280)	314.8	281.5	279.9	147	278	291	582
300(315)	358.2	316.7	314.9	163.7	306.9	323	646
350 (355)	391	356.8	355	184	326	368.5	737
400 (400)	442	402	400	204.2	369.8	413	826



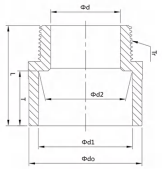

A050106 Male Adapter

Size	do	d1	d2	T	d	D	L	Tr
15(20)	26.8	20.3	19. 95	16. 5	16.5	27.6	33.5	Rc1/2
20(25)	32.5	25.3	24.95	19	22	33.1	37	Rc3/4
25(32)	40.3	32.3	31.9	22.5	28	41.3	42.5	Rc1
32(40)	49.5	40. 35	39.9	26.5	36	51.1	49	Rc1*1/4
40(50)	61.6	50. 35	49.9	31.5	42	59	54	Rc1*1/2
50(63)	77.4	63.4	62.9	38	53	73.6	65.5	Rc2
65(75)	90.4	75.4	74.9	44	68	90.2	76	Rc2*1/2
80(90)	106.5	90.5	89.9	51.5	80	103.9	86.5	Rc3
100(110)	126.9	110. 6	109.9	61.5	104.5	129.4	103	Rc4



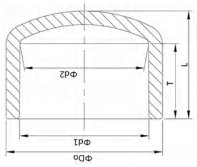

A050107 End Cap

Size	D0	d1	d2	T	L
15(20)	26.3	20.3	19.95	16.2	21.9
20(25)	31.8	25.3	24.95	18.7	25.7
25(32)	39.9	32.3	31.9	22.2	30.7
32(40)	49.5	40.4	39.9	26.2	36.9
40(50)	61.5	50.4	49.9	31.2	44.7
50(63)	77.4	63.4	62.9	37.7	54
65(75)	91.2	75.4	74.9	43.7	62.6
80(90)	107.7	90.5	89.9	51.2	73.3
100(110)	127	110.6	109.9	61.2	84.5
de125	144.3	125.7	124.9	68.7	96.1
125(140)	161.6	140.8	139.9	76.2	109.7
150(160)	184. 6	160.8	159.9	86.2	126.2
de180	202.6	180.9	179.9	97	142.9
de200	230.5	201	199.9	106.2	151.1
200(225)	259.4	226.2	224.9	118.7	170. 4
de250	287.9	251.3	249.9	131.2	186.9
250(280)	314.8	281.5	279.9	147	212.5
300(315)	358.2	316.7	314.9	163.7	234.5
350(355)	391	356.8	355	184	265
400(400)	442	402	400	204.2	294



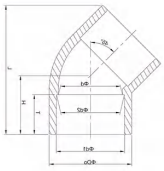

A050109 45 ° Elbow

Size	DO	d1	d2	T	d	H	L
15(20)	26.3	20.3	19. 95	16.2	18	22.1	46. 9
20 (25)	31.8	25.3	24. 95	18.7	23	25.7	54. 9
25(32)	38.6	32.3	31.9	22.2	30	30.6	66.2
32 (40)	49.7	40.4	39.9	26.2	38	36.3	79.3
40 (50)	61.9	50.4	49.9	31.2	48	43.3	95.7
50 (63)	77.5	63.4	62. 9	37.7	61	52.5	116. 9
65(75)	91.2	75.4	74.9	43.7	70.9	64.6	142.5
80 (90)	107. 6	90. 5	89.9	51.2	85.9	75. 6	166. 9
100(110)	127	110.6	109.9	61.2	103.9	89.2	197.6
de125	144. 3	125. 7	124. 9	68. 7	118. 9	100. 7	222. 9
125 (140)	161. 6	140. 8	139. 9	76.2	133. 9	112. 4	248. 9
150(160)	184. 6	160.8	159.9	86.2	153. 9	126.9	281. 9
de180	202. 6	180. 9	179. 9	97	178.5	137. 9	307
de200	230. 5	201	199.9	106.2	193.5	157.1	349. 5
200 (225)	259. 4	226.2	224. 9	118.7	216. 9	175. 7	391.5
de250	287.9	251.3	249.9	131.2	241.9	193.3	432.2
250 (280)	314. 8	281.5	279.9	147	278	209.6	469.1
300(315)	358.2	316.7	314.9	163.7	306.9	242.8	541.2
350 (355)	391	356. 8	355	1 84	326	272.8	602.2
400 (400)	442	402	400	204.2	369.8	298. 5	662.2



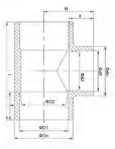

A050111 Reducing Tee

Size	ΦD0	D1	D2	T	d0	d1	d2	L	H	L
25X15 (32x20)	39.9	32.3	31.9	22.2	26.3	20.3	19.95	16.2	34.4	67.4
25X20 (32x25)	39.9	32.3	31.9	22.2	26.3	25.3	24.95	16.2	36.2	72.4
32X15(40x20)	49.7	40. 35	39.9	26.2	26.3	20.3	19.95	16.2	39	75.4
32X20(40x25)	49.7	40. 35	39.9	26.2	31.8	25.3	24.95	18.7	40.7	80.4
32X25 (40x32)	49.7	40.35	39.9	26.2	39.9	32.3	31.9	22.2	43.7	87.4
40X15 (50x20)	61.9	50. 35	49.9	31.2	26.3	20.3	19.95	16.2	45.2	85.4
40X20 (50x25)	61.9	50. 35	49.9	31.2	31.8	25.3	24. 95	18.7	46.7	90.4
40X25 (50x32)	61.9	50. 35	49.9	31.2	39.9	32.3	31.9	22.2	49.5	97.4
40X32 (50x40)	61.9	50. 35	49.9	31.2	49.7	40. 35	39.9	26.2	52.7	105. 4
50X15 (63x20)	77.9	63.4	62.9	37.7	26.3	20.3	19.95	16.2	53.2	98.4
50X20(63x25)	77.9	63.4	62.9	37.7	31.8	25.3	24.95	18.7	54.7	103.4
50X25 (63x32)	77.9	63.4	62.9	37.7	39.9	32.3	31.9	22.2	57.2	110.4
50X32 (63x40)	77.9	63.4	62.9	37.7	49.7	40. 35	39.9	26.2	59.2	118.4
50X40(63x50)	77.9	63.4	62.9	37.7	61.9	50.35	49.9	31.2	64.2	128. 4
65X15 (75x20)	91.2	75.4	74.9	43.7	26.3	20.3	19.95	16.2	55.2	140
65X20(75x25)	91.2	75.4	74. 9	43.7	31.8	25.3	24.95	18.7	57.7	140
65X25(75x32)	91.2	75.4	74.9	43.7	39.9	32.3	31.9	22.2	61.2	140
65X32 (75x40)	91.2	75.4	74.9	43.7	49.7	40. 35	39.9	26.2	65.2	140
65X40 (75x50)	91.2	75.4	74.9	43.7	61.9	50. 35	49.9	31.2	70.2	140
65X50(75x63)	91.2	75.4	74.9	43.7	77.3	63. 4	62.9	37.7	77.3	1 40
80X20 (90x25)	107. 6	90.5	89.9	51.2	31. 8	25.3	24. 95	18.7	65.2	168
80X25 (90x32)	107. 6	90.5	89.9	51.2	39.9	32.3	31.9	22.2	68.7	168
80X32 (90x40)	107. 6	90.5	89.9	51.2	49.7	40. 35	39.9	26.2	72.7	168
80X40 (90x50)	107. 6	90.5	89.9	51.2	61.9	50. 35	49.9	31.2	77.7	168
80X50 (90x63)	107.6	90.5	89.9	51.2	77.3	63. 4	62.9	37.7	84.2	168
80X65 (90x75)	107. 6	90.5	89.9	51.2	91.2	75.4	74.9	43.7	92.3	168
100X20(110x25)	127	110.6	109.9	61.2	31.8	25.3	24.95	18.7	74.2	190
100X25(110x32)	127	110.6	109.9	61.2	39.9	32.3	31.9	22.2	77.7	190
100X32(110x40)	127	110.6	109.9	61.2	49.7	40.35	39.9	26.2	81.7	190
100X40(110x50)	127	110. 6	109.9	61.2	61.9	50. 35	49.9	31.2	86.7	190



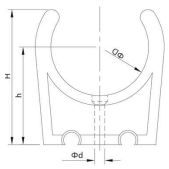

A050108 Pipe Clip

Size	D	H	h	d	S	L	L1	h1	h2	S1
15(20)	20. 20	35. 40	27.20	5. 20	16.00					
20(25)	25. 10	41. 00	30.50	5. 20	16. 00					
25(32)	32. 10	52. 80	40.00	5.20	16. 00					
32(40)	40. 10	59. 30	44.00	5.20	16. 00					
40(50)	50. 10	71. 20	52.00	5. 20	16. 00					
50(63)	63. 10	88. 50	65.00	5. 20	16. 00					
65(75)	75. 10	91. 80	62.50	5. 20	16. 00	82. 85	79.11	20. 00	26. 90	16. 00
80(90)	90. 10	103. 90	69.00	5. 20	20. 00	97. 22	91.87	30. 00	36. 90	20. 00
100(110)	110.10	124. 50	85.00	5. 20	20.00	105. 00	96. 38	30. 00	36. 90	20. 00



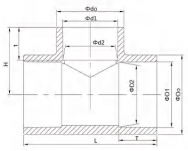

A050110 TEE

Size	D0	D1	D2	T	d0	d1	d2	L	H	L
25X15 (32x20)	39.9	32.3	31.9	22.2	26.3	20.3	19.95	16.2	34.4	67.4
25X20(32x25)	39.9	32.3	31.9	22.2	26.3	25.3	24.95	16.2	36.2	72.4
32X15 (40x20)	49.7	40.35	39.9	26.2	26.3	20.3	19.95	16.2	39	75.4
32X20(40x25)	49.7	40.35	39.9	26.2	31.8	25.3	24.95	18.7	40.7	80.4
32X25 (40x32)	49.7	40.35	39.9	26.2	39.9	32.3	31.9	22.2	43.7	87.4
40X15 (50x20)	61.9	50.35	49.9	31.2	26.3	20.3	19.95	16.2	45.2	85.4
40X20 (50x25)	61.9	50.35	49.9	31.2	31.8	25.3	24.95	18.7	46.7	90.4
40X25 (50x32)	61.9	50.35	49.9	31.2	39.9	32.3	31.9	22.2	49.5	97.4
40X32 (50x40)	61.9	50.35	49.9	31.2	49.7	40.35	39.9	26.2	52.7	105.4
50X15 (63x20)	77.9	63.4	62.9	37.7	26.3	20.3	19.95	16.2	53.2	98.4
50X20(63x25)	77.9	63.4	62.9	37.7	31.8	25.3	24.95	18.7	54.7	103.4
50X25 (63x32)	77.9	63.4	62.9	37.7	39.9	32.3	31.9	22.2	57.2	110.4
50X32 (63x40)	77.9	63.4	62.9	37.7	49.7	40.35	39.9	26.2	59.2	118.4
50X40 (63x50)	77.9	63.4	62.9	37.7	61.9	50.35	49.9	31.2	64.2	128.4
65X15 (75x20)	91.2	75.4	74.9	43.7	26.3	20.3	19.95	16.2	55.2	140
65X20 (75x25)	91.2	75.4	74.9	43.7	31.8	25.3	24.95	18.7	57.7	140
65X25(75x32)	91.2	75.4	74.9	43.7	39.9	32.3	31.9	22.2	61.2	140
65X32 (75x40)	91.2	75.4	74.9	43.7	49.7	40.35	39.9	26.2	65.2	140
65X40(75x50)	91.2	75.4	74.9	43.7	61.9	50.35	49.9	31.2	70.2	140
65X50(75x63)	91.2	75.4	74.9	43.7	77.3	63.4	62.9	37.7	77.3	140
80X20 (90x25)	107.6	90.5	89.9	51.2	31.8	25.3	24.95	18.7	65.2	168
80X25 (90x32)	107.6	90.5	89.9	51.2	39.9	32.3	31.9	22.2	68.7	168
80X32 (90x40)	107.6	90.5	89.9	51.2	49.7	40.35	39.9	26.2	72.7	168
80X40 (90x50)	107.6	90.5	89.9	51.2	61.9	50.35	49.9	31.2	77.7	168
80X50 (90x63)	107.6	90.5	89.9	51.2	77.3	63.4	62.9	37.7	84.2	168
80X65 (90x75)	107.6	90.5	89.9	51.2	91.2	75.4	74.9	43.7	92.3	168
100X20(110x25)	127	110.6	109.9	61.2	31.8	25.3	24.95	18.7	74.2	190
100X25(110x32)	127	110.6	109.9	61.2	39.9	32.3	31.9	22.2	77.7	190
100X32(110x40)	127	110.6	109.9	61.2	49.7	40.35	39.9	26.2	81.7	190
100X40(110x50)	127	110.6	109.9	61.2	61.9	50.35	49.9	31.2	86.7	190



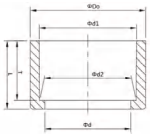

A050112 Bushing

Size	D1	d1	d2	T	d	L
20X15(25x20)	25	20.3	19.95	17	16	19.2
25X15(32x20)	32	20.3	19.95	17	16	22.2
25X20(32x25)	32	25.3	24.95	19.5	21	22.2
32X15(40x20)	40	20.3	19.95	17	16	26.3
32X20(40x25)	40	25.3	24.95	19.5	21	26.3
32X25(40x32)	40	32.3	31.9	23	27.5	26.3
40X15(50x20)	50	20.3	19.95	17	16	31.2
40X20(50x25)	50	25.3	24.95	19.5	21	31.2
40X25(50x32)	50	32.3	31.9	23	27.5	31.2
40X32(50x40)	50	40.35	39.9	27	35	31.2
50X15(63x20)	63	20.3	19.95	17	16	38.1
50X20(63x25)	63	25.3	24.95	19.5	21	38.1
50X25(63x32)	63	32.3	31.9	23	27.5	38.1
50X32(63x40)	63	40.35	39.9	27	35	38.1
50X40(63x50)	63	50.35	49.9	32	45	38.1
65X20(75x25)	75	25.3	24.95	19.5	21	44.1
65X25(75x32)	75	32.3	31.9	23	27.5	44.1
65X32(75x40)	75	40.35	39.9	27	35	44.1
65X40(75x50)	75	50.35	49.9	32	45	44.1
65X50(75x63)	75	63.4	62.9	38.5	56	44.1
80X25(90x32)	90	32.3	31.9	23	27.5	51
80X32(90x40)	90	40.35	39.9	27	35	51
80X40 (90x50)	90	50.35	49.9	32	45	51
80X50(90x63)	90	63.4	62.9	38.5	56	51



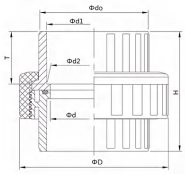

A050113 Union

Size	do	d1	d2	T	d	D	H
15(20)	26. 8	20.3	19.95	16.5	15.5	47	41.5
20(25)	32.5	25.3	24.95	19	20	53.9	48
25(32)	40.3	32.3	31.9	22.5	26	67	55
32(40)	49.5	40. 35	39.9	26. 5	34	78.5	63.5
40(50)	61. 6	50.35	49.9	31.5	43	93.2	75.5
50(63)	76	63.4	62.9	38	56	110. 6	89.5
65(75)	89. 6	75.4	74.9	44	67	130. 6	102
80(90)	105.5	90.5	89.9	51.5	82	148.4	120



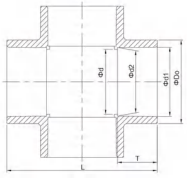

A050114 Reducing Tee

Size	DO	d1	d2	T	d	L
15(20)	26.3	20.3	19.95	16.2	18	55.4
20(25)	31.8	25.3	24. 95	18.7	21	65.4
25(32)	39.9	32.3	31.9	22.2	28	79.4
32(40)	49.5	40.35	39.9	26.2	36	95.4
40(50)	61.5	50.35	49.9	31.2	46	115.4
50(63)	77.4	63.4	62.9	37.7	59	141. 4
65(75)	91.2	75.4	74.9	43.7	70.9	165
80(90)	107.6	90.5	89.9	51.2	85.9	195
100(110)	127	110.6	109.9	61.2	103.9	235
de125	144.3	125.7	124.9	68.7	118.9	265
125(140)	161. 6	140.75	139.9	76.2	133.9	296
150(160)	184. 6	160.8	159.9	86.201	53.9	336
de180	230. 5	201	199.9	106.2	193.9	417
de200	259.4	226.2	224.9	118.7	216.9	467
200(225)	287.9	251.3	249.9	131.2	241.4	517
300(315)	354.6	316.7	314.9	163.7	307	647



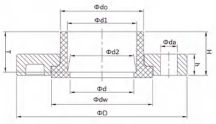

A050115 Van Stone Flange

Size	d0	d1	d2	T	d	dw	D	H	h	da
40 (50)	61.6	50. 35	49. 9	31.2	45	74	150	33.7	18	18
50(63)	77.4	63.4	62.9	37.7	57	93	1 65	41.2	20	18
65(75)	90. 4	75.4	74.9	43.7	69	110	1 85	47.2	23	18
80(90)	106.5	90.5	89.9	51.2	83	126	200	55.7	26	18
100(110)	126.9	110.6	109.9	61.2	103	147	220	65.7	28	18
de125	144	125.7	124.9	68.7	117	164	250	74.2	29	18
125(140)	161.3	140.75	139.9	76.2	131.5	181	250	81.7	30	18
150(160)	184.3	160. 8	159.9	86.2	151	204	285	92.2	32	22
de200	227	201	199.9	106.2	190	256	340	112.2	36	22
200(225)	254. 1	226.2	224.9	118.7	216	271	340	127.7	38	22
de250	281.3	251.3	249.9	131.2	239.5	310	395	138.2	40	22
300(315)	350.7	316.7	314.9	167.7	302	373	445	175.7	44	22
350 (355)	391	356.8	355	184	326	417	510	197	48	24
400 (400)	442	402	400	204.2	369.8	453	570	226	50	24



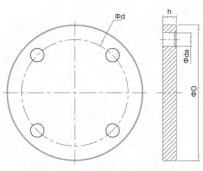

A050116 TS Flange

Size	D	h	da	d
15(20)	95. 00	13.00	14. 00	65. 00
20(25)	105.00	14.00	14. 00	75. 00
25(32)	115.00	15.00	14. 00	85. 00
32(40)	140. 00	15.00	18. 00	100. 00
40(50)	50. 00	17.00	18. 00	110. 00
50(63)	165. 00	17.00	18. 00	125. 00
65(75)	185.00	18.50	18. 00	145. 00
80(90)	200.00	19.50	18. 00	160. 00
100(110)	220.00	21.50	18. 00	180. 00
125(140)	250.00	23.50	18. 00	210.00
150(160)	285.00	25.50	22. 00	240.00
de200	340.00	30. 00	22. 00	295.00



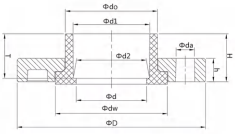

A050117 Lap joint flange

Size	d0	d1	d2	T	d	dw	D	H	h	da
40 (50)	61.6	50.35	49.9	31.2	45	74	150	33.7	18	18
50 (63)	77.4	63.4	62.9	37.7	57	93	165	41.2	20	18
65 (75)	90.4	75.4	74.9	43.7	69	110	185	47.2	23	18
80 (90)	106.5	90.5	89.9	51.2	83	126	200	55.7	26	18
100(110)	126.9	110.6	109.9	61.2	103	147	220	65. 7	28	18
de125	1 44	125.7	124.9	68. 7	117	1 64	250	74.2	29	18
125(140)	161.3	140. 75	139.9	76.2	131.5	181	250	81.7	30	18
150(160)	184.3	160.8	159.9	86.2	151	204	285	92.2	32	22
de200	227	201	199.9	106.2	190	256	340	112.2	36	22
200(225)	254. 1	226.2	224.9	118.7	216	271	340	127.7	38	22
de250	281.3	251.3	249.9	131.2	239.5	310	395	138.2	40	22
300(315)	350.7	316.7	314.9	167.7	302	373	445	175.7	44	22
350 (355)	391	356. 8	355	184	326	417	510	197	48	24
400(400)	442	402	400	204.2	369.8	453	570	226	50	24



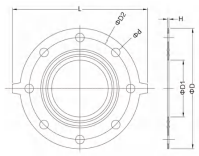

A050118 Flange Gasket

Size	D	D1	D2	H	d	L
15 (20)	93	16	65	3	14	115
20(25)	103	21	75	3	14	125
25(32)	113	28	85	3	14	135
32(40)	138	36	100	3	18	1 60
40(50)	1.48	45	110	3	18	170
50(63)	163	57	125	3	18	1 85
65(75)	183	69	145	3	18	205
80(90)	198	83	160	3	18	220
100(110)	218	103	180	3	18	250
de125	248	117	210	3	18	280
125(140)	248	131.5	210	3	18	280
150(160)	283	151	240	3	22	315
de200	338	190	295	3	22	370
200(225)	338	203	295	3	22	370
de250	393	239.5	350	3	22	430
300(315)	443	302	400	3	22	485
350(355)	500	320	450	3	22	550
400(400)	550	350	500	3	22	590



PVC/CPVC DIN STANDARD PN16

PRODUCT INTRODUCTION

As the series of piping network products for water supply and drainage with matur e technology, Pipes and fittings of PVC-U are one of the largest outputs for plastic products in the world, which already had been used widely both at home and abroad. For TOMEX PVC-U water supply piping network, the raw materials and finished products are both match or exceed the relative standards. So TOMEX PVC-U piping network can suit for the equipments of drinking water supply. The piping networks are designed for the uninterrupted supply of water condition from 20℃ to 50℃. Under this condition, service life of piping network can up to 50 years. TOMEX PVC-U piping network have the full series size and model of fittings for building water supply, which can suit for many kinds of requirement.

The series of PVC-U PN16 pressure fittings can match the standard GB/T 10002.2 or DIN 8063, and the series of PVC-U PN16 pressure pipes can match the standard GB/T 10002.1 or DIN 8063.

FEATURES OF PRODUCT

- **High Flow Ability:**
  The inside and outside wall are smooth, the coefficient of friction is small, roughness is only 0.008 to 0.009, anti-fouling property is strong, fluid transport efficiency is enhanced 25% than cast iron piping network.
- **Corrosion Resistant:**
  PVC-U material has strong resistance to most of acid and alkali. No rust, no antiseptic treatment. The service life is 4 times than that of cast iron.
- **Light Weight and Easy Installation:**
  Weight is very light. The density of PVC-U is only 1/5 to 1/6 of that of cast iron. The method of connection is very simple, and the process of installation is very quickly.
- **High Tensile Strength:**
  PVC-U has high tensile strength, and high shock strength. The piping network of PVC-U is not easy to break, and it works safety.
- **Long Service Life:**
  The piping network with normal material can be used around 20 to 30 years, but the PVC-U piping network can be used longer than 50 years.
- **Cheaper Prices:**
  The price of PVC-U piping network are cheaper than that of cast iron.

FIELDS OF APPLICATION

Piping networks for water supply in building.

Piping networks for piping system in water treatment plant.

Piping networks for water farming.

Piping networks for irrigation, normal water transport for industry.



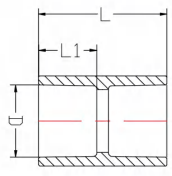

A050201 Coupling

Size	D	L1	L
1/2"	15. 9	12. 8	28. 6
3/4"	22.2	17.9	39
1"	28. 6	23	49
1-1/4"	34.9	28.1	59.2
1-1/2"	41.3	33.2	69.4
2"	54	43.3	90



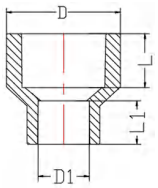

A050202 Reducing Coupling

Size	D	D1	L	L1
25X20	25	20	19	16.5
32X20	32	20	22.5	16.5
32X25	32	25	22. 5	19
40X20	40	20	26. 5	16.5
40X25	40	25	26. 5	19
40X32	40	32	26. 5	22.5
50X25	50	25	31.5	19
50X32	50	32	31.5	22.5
50X40	50	40	31.5	26.5
63X32	63	32	38	22. 5
63X40	63	40	38	26.5
63X50	63	50	38	31.5
75X40	75	40	44	26.5
75X50	75	50	44	26.5
75X63	75	63	44	38
90X40	90	40	44	26.5
90X50	90	50	51.5	31.5
90X63	90	63	51.5	38
90X75	90	75	51.5	44
110X63	110	63	61.5	38
110X75	110	75	61.5	44
110X90	110	90	61.5	51.5



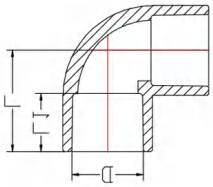

A050203 90 ° ELBOW

Size	D	L1	L
1/2"	15.9	12. 8	22. 8
3/4"	22. 2	17.9	31.1
1"	28. 6	23	39.3
1-1/4"	34. 92	8.14	7.5
1-1/2"	41.3	33.2	55. 7
2"	54	43.3	72. 4
3/4"X1/2"	22. 2	17.9	27
1"x1/2"	28. 6	12. 8	32. 8
1"x3/4"	28. 6	17.9	36



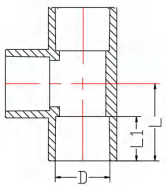

A050204 Tee

Size	D	L1	L
1/2"	15.9	12. 8	22.8
3/4"	22.2	17.9	31.1
1"	28.6	23	39.3
1-1/4"	34.9	28.1	47.5
1-1/2"	41.3	33.2	55.7
2"	54	43.3	72.4



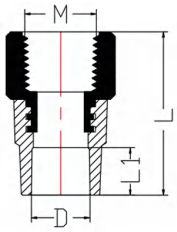

A050205 Female Adaptor

Size	D	L1	L	M
1/2"	15.9	12.8	45	1/2"
3/4"	22.2	17.9	50	3/4"
3/4"X1/2"	22.2	17.9	40	1/2"
1"	28. 6	23.2	66	1."
1"X1/2"	28. 6	23.2	53	1/2"
1"X3/4"	28. 6	23	54	3/4"
1-1/4"	34. 9	28.1	78	1-1/4"
1-1/4"X1"	34. 9	28.1	70	1"
1-1/2"	41.3	33.2	83	1-1/2"
2"	54	43.3	93	2"



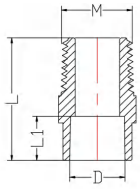

A050206 Male Adapter

Size	D	L1	L	M
1/2"	15.9	12.8	36	1/2"
3/4"	22.2	17.9	41.5	3/4"
1	28.6	23	50.2	1"
1-1/4"	34. 9	28.1	56	1-1/4"
1-1/2"	41.3	33.2	61	1-1/2"
2"	54	43.3	73.5	2"
3/4"X1/2"	22.2	17.9	41.5	3/4"
1"x3/4"	28.6	23	46.2	3/4"



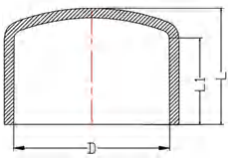

A050207 Male Adapter

Size	D	L1	L
20	20	16.5	21
25	25	19	25
32	32	22.5	30
40	40	26.5	36
50	50	31.5	42
63	63	36.5	49
75	75	44	54
90	90	49	63
110	110	61.5	73



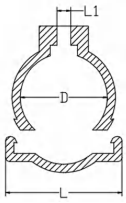

A050208 Clip

Size	D	L	L1
25	25	35	5
32	32	43	5



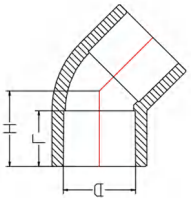

A050209 45 ° ELBOW

Size	D	L	H
20	20	16.5	21.5
25	25	19	25
32	32	22.5	30.5
40	40	26.5	36.5
50	50	31.5	43.5
63	63	38	53
75	75	44	61
90	90	51.5	71.5
110	110	61.5	85.5



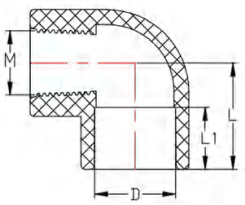

A050210 Female Elbow

Size	D	L1	L	M
20X1/2"	20	16.5	28.5	1/2"
25X1/2"	25	19	32.7	1/2"
25X3/4"	25	19	32.7	3/4"
32*X1"	32	22.5	41.6	1"



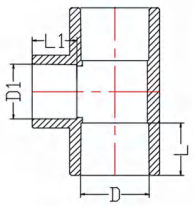

A050211 Reducing Tee

Size	D	D1	L	L1
25X20	25	20	19	16.5
32X20	32	20	22.5	16.5
32X25	32	25	22.5	19
40X20	40	20	26.5	16.5
40X25	40	25	26.5	19
40X32	50	32	26.5	22.5
50X25	50	25	31.5	19
50X32	50	32	31.5	22.5
50X40	50	40	31.5	26.5
63X32	63	32	38	22.5
63X40	50	40	38	26.5
63X50	63	50	38	31.5
75X40	75	40	44	26.5
75X50	75	50	44	26.5
75X63	75	63	44	38
90X40	90	40	44	26.5
90X50	90	50	51.5	31.5
90X63	90	63	51.5	38
90X75	90	75	51.5	44
110X63	1 10	63	61.5	38
110X75	110	75	61.5	44
110X90	1 10	90	61.5	51.5



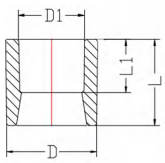

A050212 Reducer Bushing

Size	D	D1	L1	L
3/4"X1/2"	15.9	22.2	17.9	21
1"X1/2"	15.9	28. 6	23	26.2
1"X3/4"	22.2	28.6	23	26.2
1-1/4"X1/2"	15. 9	34.9	17.9	32.2
1-1/4"X3/4"	22.2	34.9	23	32.2
1-1/4"X1"	28. 6	41.3	28.1	32.2
1-1/2"X1/2"	15.9	41.3	17.9	37.7
1-1/2"X3/4"	22.2	41.3	23	37.7
1-1/2"X1"	28. 6	41.3	28.1	37.7
1-1/2"X1-1/4"	34.9	54	33.2	37.7
2"X1/2"	15.9	54	17.9	48
2"X3/4"	22.2	54	23	48
2"X1"	28. 6	54	28.1	48
2"X1-1/4"	34.9	54	33.2	48
2"X1-1/2"	41.3	54	43.3	48



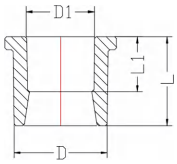

A050213 Female Reducer Bushing

Size	D	D1	L1	L
3/4"X1/2"	15.9	22.2	17.9	21
1"X1/2"	15.9	28.6	23	26.2
1"X3/4"	22.2	28.6	23	26.2
1-1/4"X1/2"	15.9	34.9	17.9	32.2
1-1/4"X3/4"	22.2	34.9	23	32.2
1-1/4"X1"	28.6	41.3	28.1	32.2
1-1/2"X1/2"	15.9	41.3	17.9	37.7
1-1/2"X3/4"	22.2	41.3	23	37.7
1-1/2"X1"	28.6	41.3	28.1	37.7
1-1/2"X1-1/4"	34.9	54	33.2	37.7
2"X1/2"	15.9	54	17.9	48
2"X3/4"	22.2	54	23	48
2"X1"	28.6	54	28.1	48
2"X1-1/4"	34.9	54	33.2	48
2"X1-1/2"	41.3	54	43.3	48



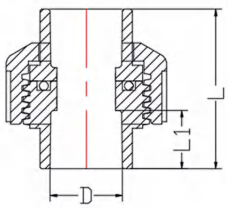

A050214 Union

Size	D	L1	L
1/2"	15.9	12. 8	35.5
3/4"	22.2	17.9	46. 5
1"	28. 6	23	59
1-1/4"	34.9	28.1	72
1-1/2"	41.3	33.2	80
2"	54	43.3	102



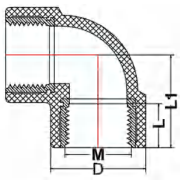

A050215 Female Elbow (BRASS)

Size	D	L	L1	M
3/4"X3/4"	38	17	37	3/4"



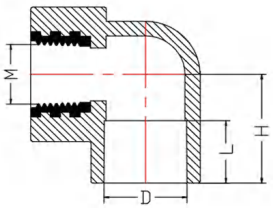

A050216 Female Elbow

Size	D	L	H	M
20X1/2"	20	16. 5	30	1/2"
20X3/4"	20	16. 5	30	3/4"
25X1/2"	25	19. 5	34	1/2"
25X3/4"	25	19.5	34	3/4"
32X1"	32	22	41.5	1"
63X2"	63	38.5	72.5	2"



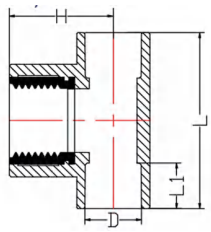

A050217 Female Tee (BRASS)

Size	D	L1	L	H	M
1/2"X1/2"	15.9	12.8	50	29.5	1/2"
3/4"X1/2"	22.2	17.9	68	32.7	1/2"
1"X1/2"	28.6	23	72	36.5	1/2"
3/4"X3/4"	22.2	18.2	65	34.1	3/4"
1"X3/4"	28.6	17.9	76.1	37.75	3/4"
1-1/4"X1/2"	34.9	28.2	81.4	40.35	1/2"



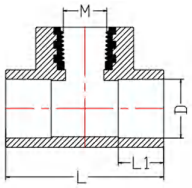

A050218 Female Tee

Size	D	L	L1	M
20X1/2"	20	60	16. 5	1/2"
20X3/4"	20	60	16. 5	3/4"
25X1/2"	25	68	19.5	1/2"
25X3/4"	25	68	19.5	3/4"



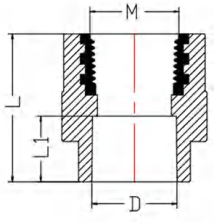

A050219 Female Adapter(BRASS)

Size	D	L1	L	M
20X1/2"	20	16.5	34.5	1/2"
25X1/2"	25	19.5	44	1/2"
25X3/4"	25	19.5	44	3/4"
32X3/4"	32	22	46.5	3/4"
32X1"	32	22	46.5	1"
40X1-1/4"	40	26.5	57	1-1/4"
50X1-1/2"	50	31.5	65.5	1-1/2"
63X2"	63	36.5	78	2"



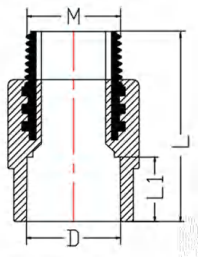

A050220 Male Adapter (BRASS)

Size	D	L1	L	M
20X1/2"	20	16.5	41.5	1/2"
25X1/2"	25	19.5	46	1/2"
25X3/4"	25	19.5	46	3/4"
32X3/4"	32	22	65	3/4"
32X1"	32	22	65	1"
40X1-1/4"	40	26.5	73.6	1-1/4"
50X1-1/2"	50	31.5	76.5	1-1/2"
63X2"	63	36.5	83	2"



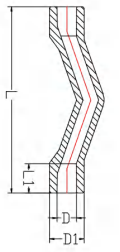

A050221 Over Bend

Size	D	D1	L	L1
1/2"	15.9	28.5	152	12.8
3/4"	22.2	32.5	193	17.9
1"	28.6	42.5	271	23
1-1/4"	34.9	42.6	260	28.2
1-1/2"	41.3	50	300	33.2
2"	54	64.6	320	43.5



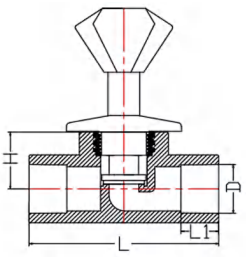

A050222 Stop Valve

Size	D	L1	L	Z
20	20	16.5	74	29
25	25	19.5	98	29.5
32	32	22	118	36



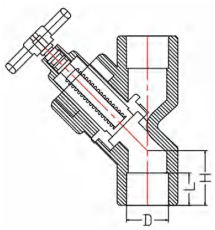

A050223 Y Stop Valve

Size	D	L	H
25	23.8	17	32. 6
32	30.3	19.1	38



PVC FITTING(BSPT)

PRODUCT INTRODUCTION

The main raw material of PVC-U piping network is PVC resin, which is added moderate stabilizer, lubricant, fillers, and toner. After the process of mixing, extrusion, sizing, cooling, and cutting, the PVC-U pipe can be made. The PVC-U fittings are made by injection. The PVC-U material has very good chemical properties and physical property, which can suit for most of the normal fluid delivery conditions.

This series of PVC-U drainage fittings can match the standard of GB/T 5836.2.

FEATURES OF PRODUCT

- **High Flow Ability:**
  The inside and outside wall are smooth, the coefficient of friction is small, roughness is only 0.008 to 0.009, anti-fouling property is strong, fluid transport efficiency is enhanced 25% than cast iron piping network.
- **Corrosion Resistant:**
  PVC-U material has strong resistance to most of acid and alkali. No rust, no antiseptic treatment. The service life is 4 times than that of cast iron.
- **Light Weight and Easy Installation:**
  Weight is very light. The density of PVC-U is only 1/5 to 1/6 of that of cast iron. The method of connection is very simple, and the process of installation is very quickly.
- **High Tensile Strength:**
  PVC-U has high tensile strength, and high shock strength. The piping network of PVC-U is not easy to break, and it works safety.
- **Long Service Life:**
  The piping network with normal material can be used around 20 to 30 years, but the PVC-U piping network can be used longer than 50 years.
- **Cheaper Prices:**
  The price of PVC-U piping network are cheaper than that of cast iron.

FIELDS OF APPLICATION

Piping networks for drainage in building.

Piping networks for sewage in building.

Piping networks for piping system in water treatment plant.

Piping networks for irrigation, normal drainage for industry.



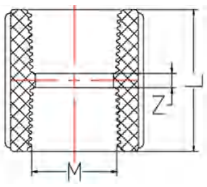

A0601 Socket

Size	L	Z	M
1/2"	37	3	1/2"
3/4"	40	3	3/4"
1"	47	3	111
1-1/4"	51.5	3.5	1-1/4"
1-1/2"	53.5	3.5	1-1/2"
2"	59.5	3.5	2"
2-1/2"	72	4	2-1/2"
3"	78	4	3"
4"	84	4	4"



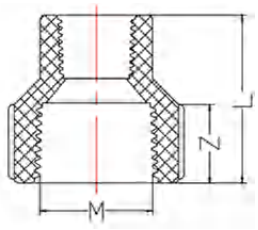

A0602 Reducing Socket

Size	L	Z	M
3/4"X1/2"	40	19	3/4"
1"X1/2"	45	22	1"
1"X3/4"	45	22	1"



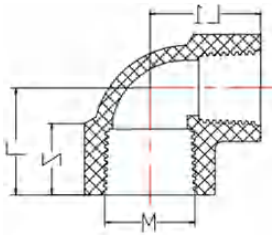

A0603 Elbow

Size	M	Z	L
1/2"	1/2"	17	28
3/4"	3/4"	19	32
1"	1"	22	38
1-1/4"	1-1/4"	26.5	46
1-1/2"	1-1/2"	26.5	50
2"	2"	31.5	61
2-1/2"	2-1/2"	32	74.5
3"	3"	36	85
4"	4"	40	99.5



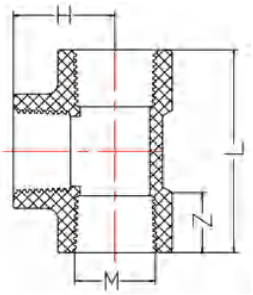

A0604 Tee

Size	L	H	Z	H
1/2"	84	42	8	1/2"
3/4"	88	44	8	3/4"
1"	100	50	8	1"
1-1/4"	112	56	9	1-1/4"
1-1/2"	116	58	9	1-1/2"
2"	130	65	9	2"
2-1/2"	158	78	10	2-1/2"
3"	168	84	10	3"
4"	180	90	10	4"



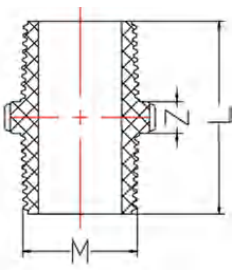

A0605 Nipple

Size	M	L	Z
1/2"	1/2"	42	8
3/4"	3/4"	44	8
1"	1"	50	8
1-1/4"	1-1/4"	56	9
1-1/2"	1-1/2"	58	9
2"	2"	65	9
2-1/2"	2-1/2"	78	10
3"	3"	84	10
4"	4"	90	10



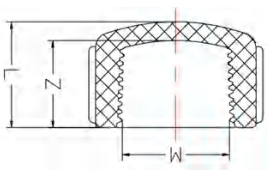

A0606 Cap

Size	Z	L	M
1/2"	22	17	1/2"
3/4"	24	19	3/4"
1"	27	22	1"
1-1/4"	32	26.5	1-1/4"
1-1/2"	33	26.5	1-1/2"
2"	38	31.5	2"
2-1/2"	40	45	2-1/2"
3"	45	50	3"
4"	50	55	4"



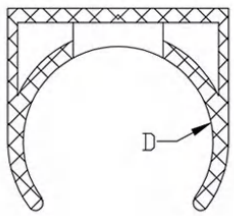

A0607 Clamp

size	D
1/2"	1/2"
3/4"	1"



A0608 Reducing Tee

Size	Z	L	M	M1
3/4"X1/2"	19	31	3/4"	1/2"
1"X3/4"	22	35.4	1"	3/4"



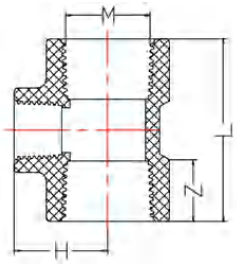

A0609 Reducing Elbow

Size	L	H	Z	M
3/4"X1/2"	58	29	19	3/4"
1"X1/2"	66	33	22	1"
1"X3/4"	72	36	22	1"



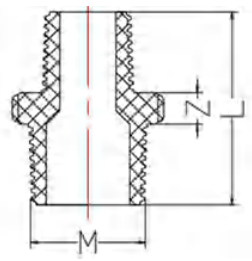

A0610 Reducing Nipple

Size	Z	L	M
3/4"X1/2"	8	44	3/4"
1"X1/2"	8	47	1"
1"X3/4"	8	49	1"



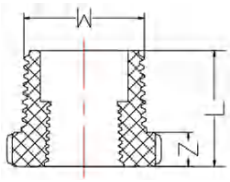

A0611 Reduction Bushing

Size	M	Z	L
3/4"X1/2"	3/4"	8	26
1"X2"	1"	8	30
1"X3/4"	1"	8	30
1-1/4"X3/4"	1-1/4"	93	6
1-1/4"X1"	1-1/4"	93	6
1-1/2"X3/4"	1-1/2"	10	36
1-1/2"X1"	1-1/2"	10	37
1-1/2"X1-1/4"	1-1/2"	10	37
2"X1"	2"	11	43
2"X1-1/4"	2"	11	43
2"X1-1/2"	2"	11	43
2-1/2"X1-1/4"	2-1/2"	12	44
2-1/2"X1-1/2"	2-1/2"	12	44
2-1/2"X2"	2-1/2"	12	44
3"X1-1/2"	3"	13	49
3"X2"	3"	13	49
3"X2-1/2"	3"	13	49
4"X2-1/2"	4"	14	54
4"X3"	4"	14	54



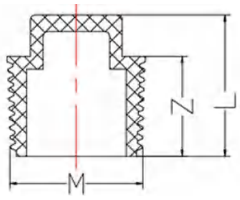

A0612 Plug

Size	L	Z	M
1/2"	27	17	1/2"
3/4"	30	19	3/4"
1	35	22	1"
1-1/4"	38.5	26.5	1-1/4"
1-1/2"	39.5	26.5	1-1/2"
2"	46.5	31.5	2"

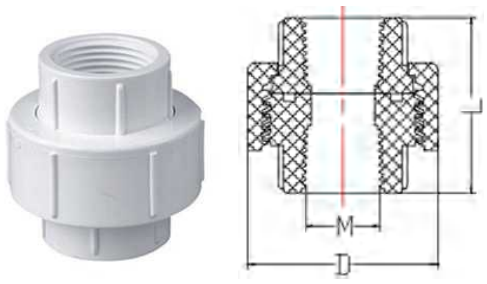

A0613 Union

Size	L	D	M
1/2"	44	48	1/2"
3/4"	50	55	3/4"
1"	61	64	1"
1-1/4"	72	78	1-1/4"
1-1/2"	81	86	1-1/2"
2"	93	102	2"
2-1/2"	101	136	2-1/2"
3"	114	152	3"
4"	1 44	182	4"

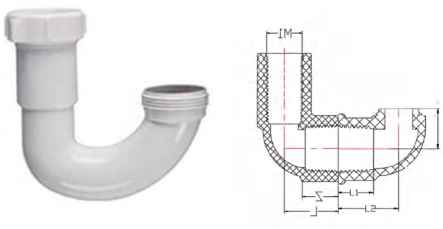

A0614 Backnut

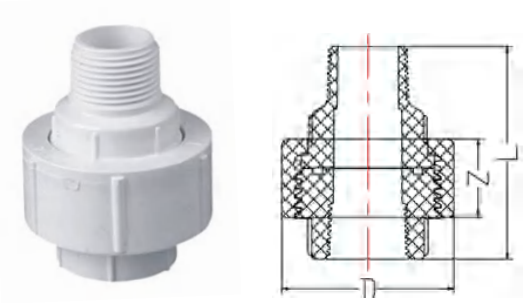

A0615 Male Unoin

Size	D	L	Z
1/2"	55	63	25
3/4"	64	78	26
1"	64	78	26
1-1/4"	78	83	26
1-1/2"	186	88	29
2"	102	94	31
2-1/2"	136	109	43

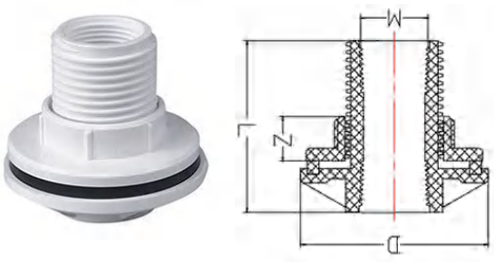

A0616 Backunt

Size	Z	L	D	M
20X1/2"	21	60	64	1/2"
25X3/4"	21	62	70	3/4"
32X1"	21	64	80	1"
40X1-1/4"	26	68	86	1-1/4"
50X1-1/2"	29	73	94	1-1/2"
63X2"	35	79	103	2"



PPH THREADED PRESSURE PIPING SYSTEM (IRAM)

PRODUCT INTRODUCTION

PP threaded pipes and fittings are manufactured with PP material. This material is specially selected due to its high resistance to high pressures and temperatures. Besides its high elasticity unit, it provides threads with the necessary rigidity so that these do not go out of shape due to mechanical pressure.

PP threaded pipes can match the IRAM standard. PP threaded fittings can match the IRAM standard.

FEATURES OF PRODUCT

- **Resistant to Parasitic Currents**
  Excellent Electric Insulator
- **Acoustic Insulation**
  PP elasticity easily enables the absorption and almost the total elimination of the vibrations usually found in metallic pipes. Thus, a better acoustic insulation is obtained at no additional charge.
- **Low Thermal Conductivity**
  Low conductivity of PP reduces heat dissipation of the fluid that circulates inside the system. Moreover, the usual condensation, which can be found under specific conditions on the external surface of metallic pipes, is not present.
- **Low Loss of Head**
  Inside surface of PP is smoother than other products, with few irregularities, allowing a lower loss of head. These characteristic also impede the accumulation of scale build up on its interior avoiding the reduction of flow volume in the system.
- **Non-toxicity**
  Raw material of PP threaded system is completely non-toxic and complies with the corresponding national and international standard.
- **Easy-use Working Tool**
  PP threaded system provides a full and integral system for fluid transportation. If users follow our recommendations for a correct installation, it is almost impossible to make installation error.

FIELDS OF APPLICATION

Piping networks for portable plumbing systems
Piping networks for air condition and heating systems
Piping networks for compressed air systems



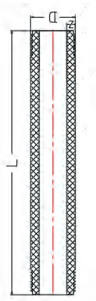

A07P01A PPH pipe

Size	D	Z	L
1/2"	21.34	3.9	4
3/4"	26. 6	74. 1	4
1"	33. 4	4.9	4
1-1/4"	42. 16	5	4
1-1/2"	48.26	6.3	4
2"	60. 32	7.5	4



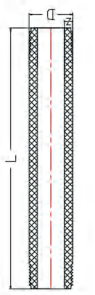

A07P02A PPH pipe

Size	D	Z	L
1/2"	21.34	3.9	4
3/4"	26. 6	74. 1	4
1"	33. 4	4.9	4
1-1/4"	42. 16	5	4
1-1/2"	48.26	6.3	4
2"	60. 32	7.5	4



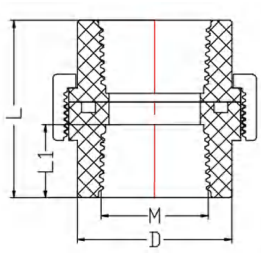

A0701 Female Thread Coupling

size	D	L1	L	M
1/2"	28.5	16	34. 4	1/2"
3/4"	35. 5	18	38.5	3/4"
1"	44.5	21	44. 5	1"
1-1/4"	54	23.8	52.2	1-1/4"
1-1/2"	60. 8	25	53.7	1-1/2"
2"	74. 5	27.7	61. 6	2"



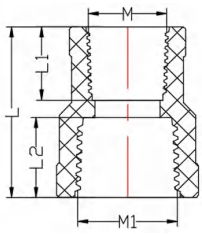

A0702 Reducer

size	L1	L2	L	M	M1
3/4"X1/2"	15.5	17.5	38	1/2"	3/4"



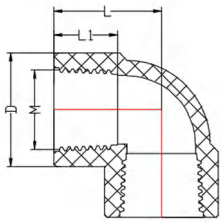

A0703 elbow 90 °

size	D	L1	L	M
1/2"	28.5	16	27	1/2"
3/4"	35.5	18	31	3/4"
1"	44.5	21	36. 6	1"
1-1/4"	54	23.8	43.4	1-1/4"
1-1/2"	60.8	25	49.8	1-1/2"
2"	74.5	27.7	60. 7	2"



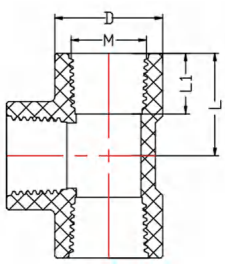

A0704 Tee

Size	L	H	Z	M
3/4"X1/2"	58	29	19	3/4"
1"X1/2"	66	33	22	1"
1"X3/4"	72	36	22	1"



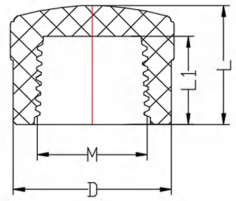

A0705 Female Cap

size	D	L1	L	M
1/2"	28.5	16	21.5	1/2"
3/4"	35.5	18	23.8	3/4"
1"	44.5	21	28	1"
1-1/4"	54	23.8	32.4	1-1/4"
1-1/2"	60. 8	25	35	1-1/2"
2"	74.5	27.7	39	2"



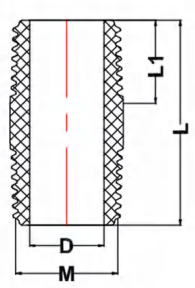

A0706 Nipple

size	D	L	L1	M
1/2"	13. 8	38.3	15	1/2"
3/4"	18. 7	42.3	17.5	3/4"
1"	21.5	49	20.5	1"
1-1/4"	28.5	56.7	24	1-1/4"
1-1/2"	33.8	60	25	1-1/2"
2"	44.5	66. 5	27.7	2"



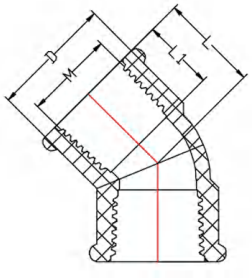

A0707 elbow 45 °

size	D	L1	L	M
1/2"	27.2	16	27	1/2"
3/4"	16	18	31	3/4"
1"	82	21	36.6	1"



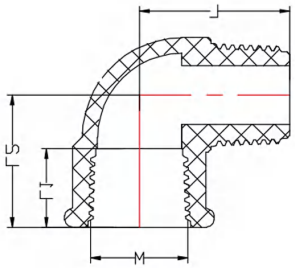

A0708 Male & Female Elbow

size	L1	L2	L	M
1/2"	16	27	30.7	1/2"
3/4"	18	31	36.5	3/4"
1"	21	36.5	43.6	1"



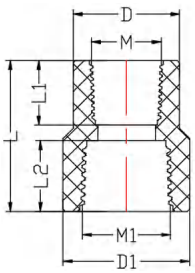

A0709 Reducer

size	D	D1	L1	L2	L	M	M1
1/2"X3/8"	24	28.5	14. 5	16	34	3/8"	1/2"
1/2"X3/4"	28.5	35.5	16	18	38	1/2"	3/4"
1/2"X1"	28.5	44. 5	16	21	42	1/2"	1"
1"X3/4"	35.5	44. 5	17.8	21.7	44	3/4"	1"
1-1/4"X1/2"	28.5	54	16	23.8	44. 8	1/2"	1-1/4"
1-1/4"X3/4"	35.5	54	18	23.8	46. 8	3/4	1-1/4"
1-1/4"X1"	44.5	54	21	23.8	49.8	1"	1-1/4"
1-1/2"X1/2"	28.5	60. 8	16	25	46	1/2"	1-1/2"
1-1/2"X3/4"	35.5	60. 8	18	25	48	3/4"	1-1/2"
1-1/2"X1"	44.5	60. 8	21	25	51	1"	1-1/2"
1-1/2"X1-1/4"	54	60. 8	23.8	25	53.8	1-1/4"	1-1/2"
2"X1/2"	28.5	74.5	16	27.7	50. 7	1/2"	2"
2"X3/4"	35.5	74.5	18	27.7	50. 7	3/4"	2"
2"X1"	44.5	74.5	21	27.7	53. 7	1"	2"
2"X1-1/4"	54	74.5	23.8	27.7	56. 6	1-1/4"	2"
2"X1-1/2"	60.8	74.5	25	27.7	57. 6	1-1/2"	2"



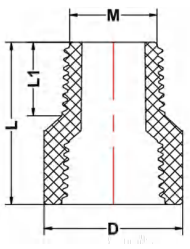

A0710 Female & Male Thread Coupling

size	D	L1	L	M
1/2"X1/2"	28.2	15	33	1/2"



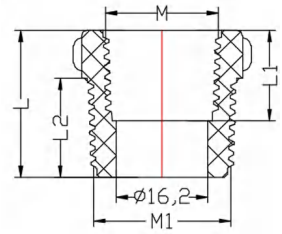

A0711 Female & Male Thread Coupling

size	L1	L2	L	M	M1
3/4"X1/2"	16	17.5	26	1/2"	3/4"
1"X1/2"	16	20.5	29.5	1/2"	1"
1"X3/4"	17.5	20.5	29.5	3/4"	1"
1-1/4"X1/2"	16	23.8	33.8	1/2"	1-1/4"
1-1/4"X3/4"	17.5	23.8	33.8	3/4"	1-1/4"
1-1/4"X1"	20.5	23.8	33.8	1"	1-1/4"
1-1/2"X1/2"	16	25	36	1/2"	1-1/2"
1-1/2"X3/4"	17.5	25	36	3/4"	1-1/2"
1-1/2"X1"	20. 5	25	36	1"	1-1/2"
2"X1/2"	16	27.7	38.7	1/2"	2"
2"X3/4"	17.5	27.7	38. 7	3/4"	2"
2"X1"	20.5	27.7	38. 7	1"	2"
2"X1-1/4"	23.8	27.7	38. 7	1-1/4"	2"
2"X1-1/2"	25	27.7	38. 7	1-1/2"	2"



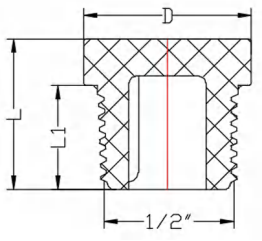

A0712 Male Plug

size	D	L1	L	M
1/2"	25	15. 5	22.5	1/2"
3/4"	30.7	17.5	24.5	3/4"
1"	38	20.5	28.5	1"



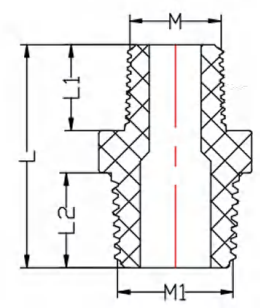

A0713 Male Reducer

size	L1	L2	L	M	M1
3/8"X1/2"	14	15.5	36.5	3/8"	1/2"
1/2"X3/4"	15.5	17.5	40	1/2"	3/4"
1/2"X1"	15.5	20. 5	44	1/2"	1"
3/4"X1"	17.5	20.5	46	3/4"	1"



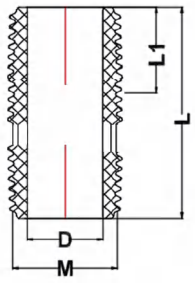

A0714 pp female big elbow

size	D	L	L1	M
1/2"	13.8	38.3	15	1/2"
3/4"	18. 7	42.3	17.5	3/4"
1"	21.5	49	20. 5	1"
1-1/4"	28.5	56. 7	24	1-1/4"
1-1/2"	33. 8	60	25	1-1/2"
2"	44.5	66.5	27.7	2"



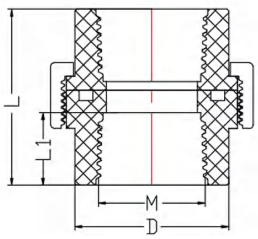

A0715 All plastic union

size	D	L1	L	M
1/2"	44.5	21	51	1/2"
3/4"	35.5	18	43.5	3/4"
1"	44.5	21	51	1"
1-1/4"	50.3	26.3	67.1	1-1/4"
1-1/2"	58	27.4	70	1-1/2"
2"	70.7	28.8	75. 8	2"



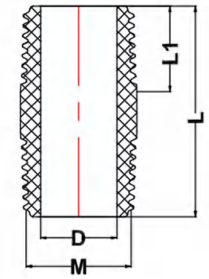

A0716 PP nipple(H15)

size	D	L	L1	M
1/2"	13.8	38.3	15	1/2"
3/4"	18. 7	42.3	17.5	3/4"
1"	21.5	49	20. 5	1"
1-1/4"	28.5	56. 7	24	1-1/4"
1-1/2"	33. 8	60	25	1-1/2"
2"	44.5	66.5	27.7	2"



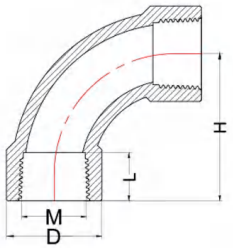

A0717 pp female big elbow

size	D	L	H	M
3/4"	35.5	18	55	3/4"



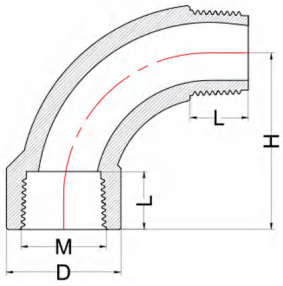

A0718 pp male big elbow

size	D	L	H	M
3/4"	35.5	18	55	3/4"



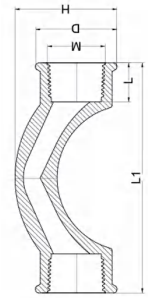

A0719 PP female cross bridge

size	D	L	L1	H	M
3/4"	37.5	18	106	47	3/4"



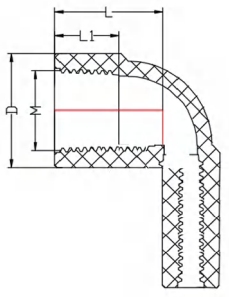

A0720 Reducing Female Elbow

size	D	L1	L	M
3/4"	35.5	18	31	3/4"



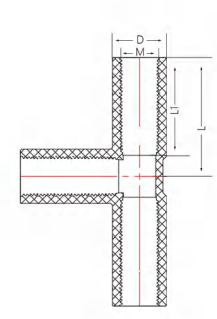

A0721 Tee Spigot

size	L	L1	M	D
3/4"X1/2"	58	29	19	3/4"



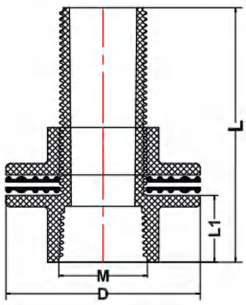

A0722 Tank connector

size	L	L1	D	M
3/4"	91	21	64.2	3/4"
1"	95. 6	25.1	73	1"
1-1/4"	100	29.5	86	1-1/4"
1-1/2"	101.1	30. 6	92.4	1-1/2"
2"	104.2	33. 6	106.6	2"



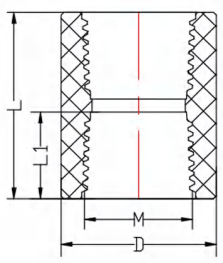

A0723 PP Female Coupling

size	D	L1	L	M
1/2"	28.5	16	34.4	1/2"
3/4"	35.5	18	38.5	3/4"
1"	44.5	21	44.5	1"
1-1/4"	54	23.8	52.2	1-1/4"
1-1/2"	60.8	25	53.7	1-1/2"
2"	74.5	27.7	61.6	2"



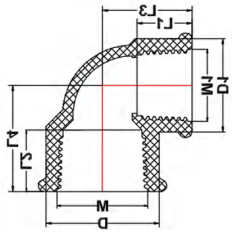

A0724 BS female elbow

size	D	D1	L1	L2	L3	L4	M1	M2
3/4"X1/2"	33	27.2	16	18	26.1	31	1/2"	3/4"
1"X1/2"	41. 5	27.2	16	21	30.9	35.3	1/2"	1"



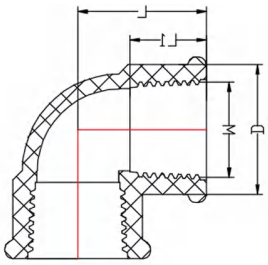

A0725 Bs female tee

size	D	L1	L	M
1/2"	27.2	16	27	1/2"
3/4"	16	18	31	3/4 "
1"	82	21	36.6	1 "



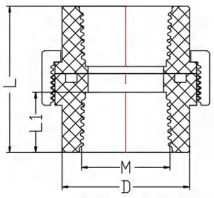

A0726 pp Union

size	D	L1	L	M
1/2"	44.5	21	51	1/2"
3/4"	35.5	18	43.5	3/4"
1"	44.5	21	51	1"
1-1/4"	50.3	26.3	67.1	1-1/4"
1-1/2"	58	27.4	70	1-1/2"
2"	70. 7	28.8	75.8	2"



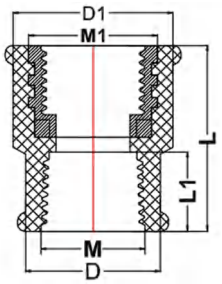

A0727 Female thread socket

size	D	D1	L	L1	M	M1
1/2"X1/2"	27.2	32.2	37.5	16	1/2"	1/2"
3/4"X3/4"	33	38.2	40.5	18	3/4"	3/4"



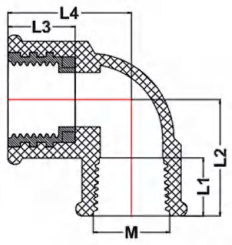

A0728 Female thread elbow

size	L1	L2	L3	L4	M
1/2"X1/2"	16	32	18.5	34	1/2"
3/4"X3/4"	18	37	19.5	37	3/4"



A0729 Female thread elbow

size	L1	L2	L3	L4	M
1/2"X1/2"	16	32	18.5	34	1/2"
3/4"X3/4"	18	37	19.5	37	3/4"

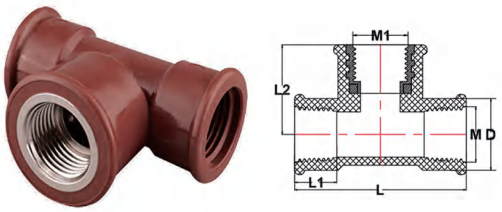

A0730 Female thread Tee

size	D	L	L1	L2	M	M1
1/2"X1/2"	27.2	65	16	34	1/2"	1/2"
3/4"X3/4"	33	76	18	37	3/4"	3/4"
1"X1/2"	41.5	75	21	39.5	1"	1/2"
1"X3/4"	41.5	81	21	39.5	1"	3/4"

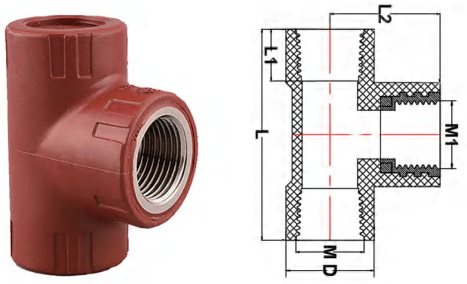

A0731 PP tee with brass

size	D	L	L1	L2	M	M1
1/2 "X1/2"	27.2	65	16	34	1/2"	1/2"
3/4"X3/4"	33	76	18	37	3/4"	3/4"
1"X1/2"	41.5	75	21	39.5	1"	1/2"
1"X3/4"	41.5	81	21	39.5	1"	3/4"



A0732 Threading Tool



PVC-U WELDED PRESSURE PIPING SYSTEM (NBR 5648)

PRODUCT INTRODUCTION

As the series of piping network products for water supply and drainage with mature technology, pipes and fittings of PVC-U are one of the largest outputs for plastic products in the world, which already had been used widely both at home and abroad. For TOMEX PVC-U water supply piping network, the raw materials and finished products are both match or exceed the relative standards. So IANYAN PVC-U piping network can suit for the equipments of drinking water supply. The piping networks are designed for the uninterrupted supply of water condition from 20℃ to 50℃. Under this condition, service life of piping network can up to 50 years. TOMEX PVC-U piping network have the full series size and model of fittings for building water supply, which can suit for many kinds of requirement.

This series of fittings can match the standard NBR 5648.

FEATURES OF PRODUCT

- **High Flow Ability:**
  The inside and outside wall are smooth, the coefficient of friction is small, roughness is only 0.008 to 0.009, anti-fouling property is strong, fluid transport efficiency is enhanced 25% than cast iron piping network.
- **Corrosion Resistant:**
  PVC-U material has strong resistance to most of acid and alkali. No rust, no antiseptic treatment. The service life is 4 times than that of cast iron.
- **Light Weight and Easy Installation:**
  Weight is very light. The density of PVC-U is only 1/5 to 1/6 of that of cast iron. The method of connection is very simple, and the process of installation is very quickly.
- **High Tensile Strength:**
  PVC-U has high tensile strength, and high shock strength. The piping network of PVC-U is not easy to break, and it works safety.
- **Long Service Life:**
  The piping network with normal material can be used around 20 to 30 years, but the PVC-U piping network can be used longer than 50 years.

FIELDS OF APPLICATION

Piping networks for water supply in building.

Piping networks for piping system in water treatment plant.

Piping networks for water farming.

Piping networks for irrigation, normal water transport for industry.


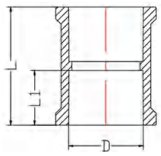

A0801 Couping

size	D	L	L1
20	19.9	35.5	16
25	24.9	40	18
32	31.9	48	22.5
40	39.9	56.5	26
50	49.9	65.5	31
60	60	79	37.5
63	62.9	79	37.5
75	74.9	93	44
90	89.9	108	51
110	109.9	128	61


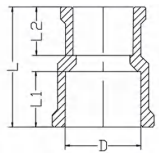

A0802 Reducing Coupling

size	D	L1	L2	L
25X20	24.9	18	16	40
32X20	31.9	22.5	16	46
32X25	31.9	22.5	18	46
40X25	39.9	26	18.5	55
40X32	39.9	26	22.5	55
50X32	49.9	31	22.5	65
50X40	49.9	31	26	65
60X40	59.9	37	26	79
60X50	59.9	37	31	79
63X40	62.9	37.5	26	79
63X50	62.9	37.5	31	79
75X50	74.9	44	31	93
75X60	74.9	44	37	93
75X63	74.9	44	37.5	93
90X60	89.9	51	37	108
90X63	89.9	51	37.5	1 08
90X75	89.9	51	44	108
110X75	109.9	61	44	128
110X90	109.9	61	51	128


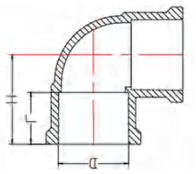

A0803 90 Deg Elbow

size	D	L	H
20	19.9	16	27
25	24.9	18	32
32	31.9	22.5	40
40	39.9	26	47
50	49.9	31	57.5
60	60	37.5	69.5
63	62.9	37.5	69.5
75	74.9	44	83.5
90	89.9	51	99
110	109.9	61	124


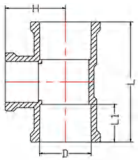

A0804 Reducing Tee

size	D	L1	H	L
25X20	24.9	18	29	59
32X20	24.9	22.5	34	68
32X25	31.9	22.5	36	73
40X25	39.9	26	39.5	82
40X32	39.9	26	43.5	90
50X32	49.9	31	48	101
50X40	49.9	31	51.5	106
60X40	59.9	37	58.5	117
60X50	59.9	37	63	126
63X40	62.9	37.5	58.5	117
63X50	62.9	37.5	63	126
75X50	74.9	44	70	142
75X60	74.9	44	77	155
75X63	74.9	44	77	155
90X60	89.9	51	85	171
90X63	89.9	51	85	17
90X75	89.9	51	92	91.5
110X75	109.9	61	102	103.5
110X90	109.9	61	109	111


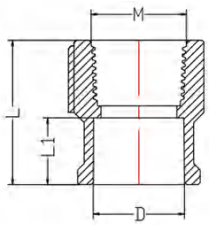

A0805 Female Coupling

size	D	L1	L	M
20X1/2"	19.9	16	37.5	1/2"
25X1/2"	24. 9	18	39	1/2"
25X3/4"	24.9	1	840	3/4"
32X1"	31. 9	22.5	48	1"
40X1-1/4"	39.9	26	56.5	1-1/4"
50X1-1/2"	49. 9	31	60	1-1/2"
60X2"	59. 9	37.5	73	2"
63X2"	62. 9	37.5	73	2"
75X2-1/2"	74.9	44	85	2-1/2"
90X3"	89. 9	51	94	3"
110X4"	109.9	61	110	4"


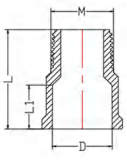

A0806 Male Thread Adaptor

size	D	L1	L	M
20X1/2"	19.9	16	37.5	1/2"
25X3/4"	24.9	18	42	3/4"
32X1"	31.9	22.5	48	1"
40X1-1/4"	39.9	26	55.5	1-1/4"
50X1-1/2"	49.9	31	66	1-1/2"
60X2"	59.9	37.5	78	2"
63X2"	62.9	37.5	78	2"
75X2-1/2"	74.9	44	88	2-1/2"
90X3"	89.9	51	102	3"
110X4"	109.9	61	117	4"



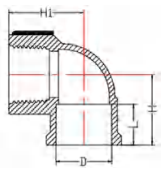

A0807 Female Elbow

size	D	L	H	H1
20X1/2"	19.9	16	27	29
25X1/2"	24.9	18	29	30
25X3/4"	24.9	18	32	34
32X3/4"	31.9	22.5	37. 17	37.35
32X1"	31.9	22.5	40	41



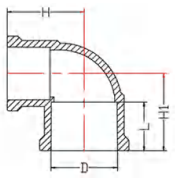

A0808 Reducing Elbow

size	D	L	H	H1
25X20	24.9	18	27	29
32X20	31.9	22.5	32	34
32X25	31.9	22.5	40	36
40X25	39.92	64	73	9.5
40X32	39.9	26	57.5	43.4



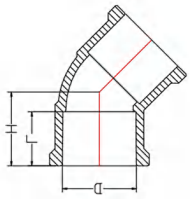

A0809 45 ° Elbow

size	D	L	H
20	19. 9	16	21.5
25	24. 9	18	25.6
32	31.9	22. 5	31
40	39.9	26	36. 5
50	49.9	31	44.5
60	59.9	37.5	51.5
63	62.9	37.5	51.5
75	74.9	44	63.5
90	89.9	51	74.5
110	109.9	61	93.5



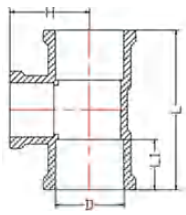

A0810 Tee Spigot

size	D	L1	H	L
25X20	24.9	18	29	59
32X20	24.9	22.5	34	68
32X25	31.9	22.5	36	73
40X25	39.9	26	39.5	82
40X32	39.9	26	43.5	90
50X32	49.9	31	48	101
50X40	49.9	31	51.5	106
60X40	59.9	37	58.5	117
60X50	59.9	37	63	126
63X40	62.9	37.5	58.5	117
63X50	62.9	37.5	63	126
75X50	74.9	44	70	142
75X60	74.9	44	77	155
75X63	74.9	44	77	155
90X60	89.9	51	85	171
90X63	89.9	51	85	17
90X75	89.9	51	92	91.5
110X75	109.9	61	102	103.5
110X90	109.9	61	109	111



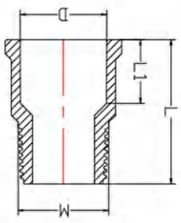

A0811 Male Adapter

size	D	L1	L	M
20X1/2"	19.9	16	37.5	1/2"
25X3/4"	24.9	18	42	3/4"
32X1"	31.9	22.5	48	1"
40X1-1/4"	39.9	26	55.5	1-1/4"
50X1-1/2"	49.9	31	66	1-1/2"
60X2"	59.9	37.5	78	2"
63X2"	62.9	37.5	78	2"
75X2-1/2"	74.9	44	88	2-1/2"
90X3"	89.9	51	102	3"
110X4"	109.9	61	117	4"



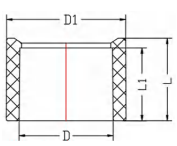

A0812 Reducing Ring

size	D	D2	L1	L
25X20	20	23	18	25
32X25	25	28	22.5	32
40X32	32	30	22.5	40
50X40	40	34	26	50
63X50	50	40	31	63



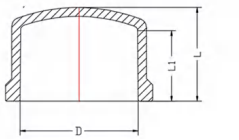

A0813 End Cap

size	D	L1	L
20	19.9	16	22
25	24. 9	18	25
32	31. 9	22. 5	28
40	39.9	26	33
50	49.9	31	40
60	59.9	37.5	50
63	62.9	37.5	50
75	74.9	44	56
90	89.9	51	65
110	109.9	61	80



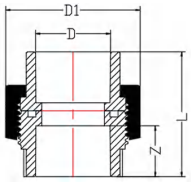

A0814 Union

size	D	D1	Z	L
20	19.9	48	16	44
25	24.9	55	18	50
32	31.9	64	22.5	61
40	39.9	78	25	72
50	49.9	86	31	81
63	62.9	102	37.5	93



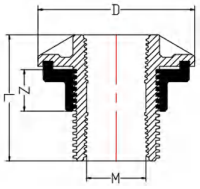

A0815 Tank Back Nut

size	D	Z	L	M
20X1/2"	19.9	16	37.5	1/2"
25X3/4"	24.9	18	42	3/4"
32X1"	31.9	22.5	48	1"
40X1-1/4"	39.9	26	55.5	1-1/4"
50X1-1/2"	49.9	31	66	1-1/2"
60X2"	59.9	37.5	78	2"



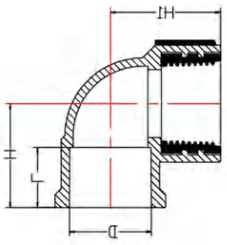

A0816 Female Elbow

size	D	L	H	H1
20X1/2"	19.9	16	27	29
25X1/2"	24.9	18.5	32	34
25X3/4"	24.9	18.5	32	40



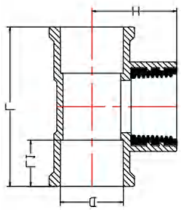

A0818 Female Tee

size	D	L1	L	H
20X1/2"	19.9	16	54	29
25X1/2"	24.9	18.5	64	34
25X3/4"	24.9	18.5	64	40



PVC ELECTRICAL PIPE FITTINGS(DIN STANDARD)

PRODUCT INTRODUCTION

Applications include irrigation, golf course construction, swimming pools and spas, and water parks. With its excellent rigidity and chemical resistance, it can be used in many chemical related fields.

FEATURES OF PRODUCT

- **High Flow Ability:**
  The inside and outside wall are smooth, the coefficient of friction is small, roughness is only 0.008 to 0.009, anti-fouling property is strong, fluid transport efficiency is enhanced 25% than cast iron piping network.
- **Corrosion Resistant:**
  PVC-U material has strong resistance to most of acid and alkali. No rust, no antiseptic treatment. The service life is 4 times than that of cast iron.
- **Light Weight and Easy Installation:**
  Weight is very light. The density of PVC-U is only 1/5 to 1/6 of that of cast iron. The method of connection is very simple, and the process of installation is very quickly.
- **High Tensile Strength:**
  PVC-U has high tensile strength, and high shock strength. The piping network of PVC-U is not easy to break, and it works safety.
- **Long Service Life:**
  The piping network with normal material can be used around 20 to 30 years, but the PVC-U piping network can be used longer than 50 years.
- **Cheaper Prices:**
  The price of PVC-U piping network are cheaper than that of cast iron.

FIELDS OF APPLICATION

Piping networks for water supply in building.

Piping networks for piping system in water treatment plant.

Piping networks for water farming.

Piping networks for irrigation, normal water transport for industry.



A09P pvc pipe

size	D	Z	L
16	16	1.1	85
16	16	1.35	100
20	20	1.2	115
20	20	1.5	134
20	20	1.7	155
25	25	1.4	170
25	25	1. .6	190
32	32	1.4	220
32	32	1.8	280
40	40	1.7	250
40	40	2.1	350



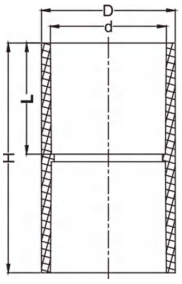

A0901 Coupling

Size	D	d	L	H
20	24.0	20.1	20.3	42.0
25	29.0	25.2	25.0	52.0
32	36.3	32.2	27.7	57.8
40	46.3	40.0	39.0	80.0
50	56.7	50	50	101



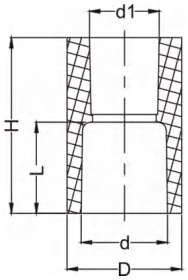

A0902 Reducer

Size	D	d	L	H	d1
25x20	33.2	25.0	26.6	20.2	51.1



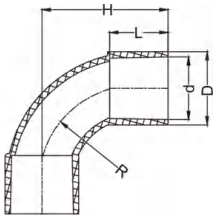

A0903 90 ° Elbow

Size	D	d	L	H	d1
20	24.8	20.2	19.7	34.5	42.3
25	29.2	25	23.2	38.8	50



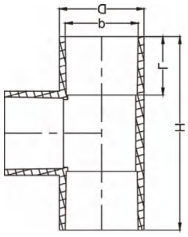

A0904 Tee

Size	D	d	L	H
20	24.2	20.2	16.4	54.3
25	29.2	25.2	20.4	67.3



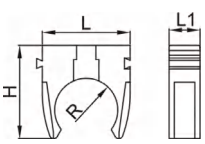

A0905 U Clip

Size	D	d	L1	R
20	28.3	27.2	12.0	9.7
25	36	34.3	12. 0	12.3
32	38.2	41.2	12.2	15.7



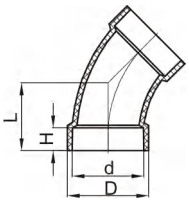

A0906 45 ° Elbow

Size	D	d	H	L
1 1/2"	56.76	48.63	17.7	46.7
2"	68.8	60.71	19.3	57.3
3"	100.73	89.41	38.3	82.3
4"	127.7	114.8	44.7	100.7



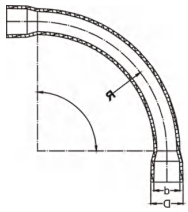

A0907 Bend

Size	D	d	R
25/90°	30.2	25.2	135
32/90°	37. 6	32.2	180
40/90°	46. 4	40.2	240
50/90°	57	50.2	280
114/90°	126.7	114.9	450
20-100/90°	30	27.1	100
20-305/90°	30	27.1	270
50- 305/90°	68.3	60. 5	280
20-100/45°	30	27.1	100
50-305/45°	68. 3	60. 5	280
50- 305/22°	68.3	60. 5	280



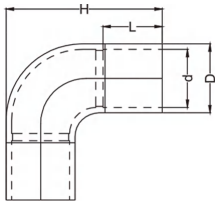

A0908 Inspection Elbow(Cap Elbow)

Size	D	d	L	H
20	24.7	20.2	21.0	61.0
25	29.8	25.2	23.1	68. 3
32	36.0	23.2	23.0	75.3



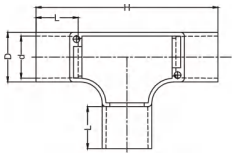

A0909 Inspection Tee(Cap Tee)

Size	D	d	L	H
20	24.7	20.2	21.0	61.0
25	29.8	25.2	23.1	68.3
32	36.0	23.2	23.0	75.3



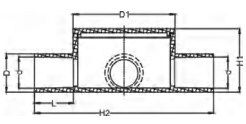

A0910 Four Ways Circular Box

Size	D	d	L	D1	H1	H2
20	24.4	20.2	20.0	65.6	41	105
25	29.4	25.2	25.0	65. 6	41	115



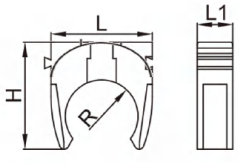

A0911 Line Clip

Size	D	d	L1	R
20	28.3	27.2	12.0	9.7
25	36	34.3	12. 0	12.3
32	38.2	41.2	12.2	15.7



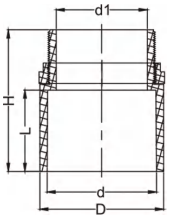

A0912 Converter

Size	D	d	L	d1	H
20	24. 8	20	21	13. 0	35.7
25	31.8	25.0	23.2	19.1	40.0
32	37.3	32.3	29.5	25.7	49.4
40	45.4	40.2	29.9	33. 4	52.0
50	57.4	50.2	38.5	42.0	64. 5



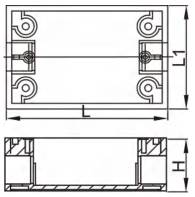

A0913 120 Outlet Box

Size	L	L1	H	L2
77X77 X54	77	77	54	6. 6
108X 108X76	108	108	76	7.7
211X108X81	211	1 08	81	9.6



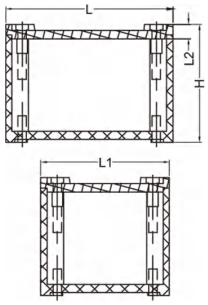

A0914 Outlet Box

Size	L	L1	H	L2
77X77 X54	77	77	54	6. 6
108X108X76	108	108	76	7.7
211X108X81	211	108	81	9.6



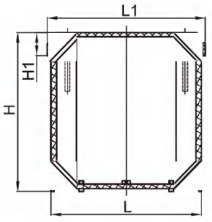

A0915 Box Plate

Size	H	H1	L	L1
82X82 X88	88	17.0	83.0	87.5
225X225X113	113	13.0	255.0	236



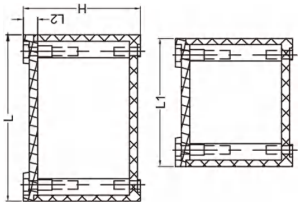

A0916 Double Outlet Box

Size	L	L1	H	L2
77X77 X54	77	77	54	6. 6
108X 108X76	108	108	76	7.7
211X108X81	211	1 08	81	9.6



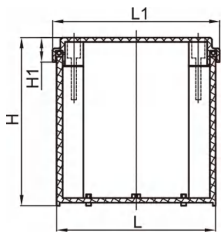

A0917 Pass Box

Size	H	H1	L	L1
82X82 X88	88	17.0	83.0	87.5
225X225X113	113	13.0	255.0	236



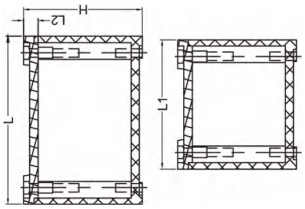

A0918 Surface Mounted Outlet Box

Size	L	L1	H	L2
77X77X54	77	77	54	6. 6
108X108X76	108	108	76	7. 7
211X108X81	211	108	81	9.6



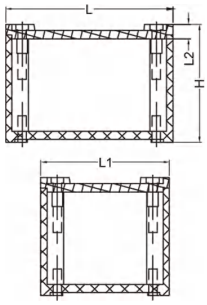

A0919 Surface Mounted Outlet Box

Size	L	L1	H	L2
77X77 X54	77	77	54	6. 6
108X108X76	108	108	76	7.7
211X108X81	211	108	81	9.6



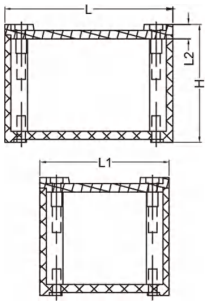

A0920 Surface Mounted Outlet Box

Size	L	L1	H	L2
77X77 X54	77	77	54	6. 6
108X108X76	108	108	76	7.7
211X108X81	211	108	81	9.6



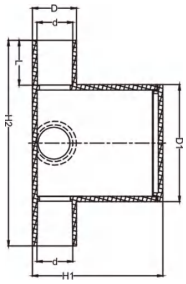

A0921 Deep lamp Box

Size	D	d	L	D1	H1	H2
20	24.2	20.2	20	65. 6	71	104
25	29.2	25.2	25	65. 6	71	114



PVC DWV PIPE FITTING

PRODUCT INTRODUCTION

The PVC Drain Pipe fitting features advanced process, which is available of high speed operation, and there is no special need of maintaining. Compared with ordinary pipe on the market, it has the advantage of excellent acid and alkali resistance, corrosion resistance, non-rust and non-scaling. On the other hand, it can be an ideal facility to protect water quality against secondary pollution. Equipped with advanced system, it realizes the function of saving fertilizer and pesticides. As a matter of fact, our PVC Drain Pipe fitting has excellent insulation properties and are also widely used as post and telecommunications cable ducts.The inner wall is smooth and has less frictional resistance than conventional materials.

FEATURES OF PRODUCT

- Excellent surface hardness and tensile strength with high safety factor
- Good aging resistance, normal service life of more than 50 years.
- Small friction coefficient, thus water can ' t be trapped, it is not easy to be blocked, and there is less maintenance work.
- High oxygen index and self-extinguishing.
- Good water tightness
- Connection can be bonded with simple construction method, convenient operation and high installation efficiency
- Excellent resistance to inorganic acid, alkali and salt, it is suitable for the discharge and transportation of industrial waste water.
- Small coefficient of linear expansion: 0.07mm/ ° C, and small deformation affected by temperature. Small thermal conductivity coefficient and the elastic modulus, and the anti−freezing performance is superior to that of the cast iron drain pipe.





A1001 DWV Coupler

Size	D	E
1-1 1/4"	42.16	3.85
1-1 1/2"	48.26	3.95
2"	60.32	4.15
3"	88.9	5.85
4"	114.3	6.35
5"	141.3	7
6"	168.28	7.6



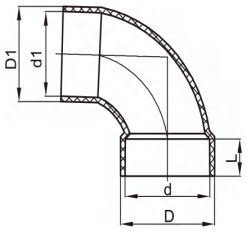

A1002 DWV Elbow90(I)

Size	d	d1	D	D1	L
11/2"	48.63	39.86	56.76	48.26	17.7
2"	60.71	52.7	68.8	60.32	19.3
3"	89.41	73	100.73	88.9	38.3
4"	114.8	101.2	127.7	114.3	44.7



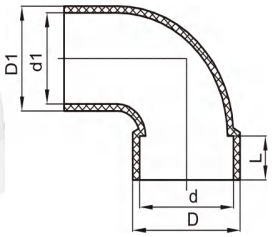

A1003 DWV Elbow90(II)

Size	d	d1	D	D1	L
2"	60.63	52.49	68.92	60.32	25.4



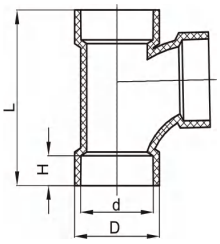

A1004 DWV TEE90(I)

Size	D	d	H	L
1 1/2"	56.76	48.63	17.7	104.4
2"	68.8	60.71	19.3	132.6
3"	100.73	89.41	38.3	200.6
4"	127.7	114.8	44.7	244.4



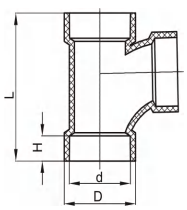

A1005 DWV Tee90(II)

Size	D	d	H	L
11/2"	56.76	48.63	17.7	104.4
2"	68.8	60.71	19.3	132.6
3"	100.73	89.41	38.3	200.6
4"	127.7	114.8	44.7	244.4



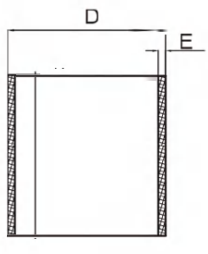

A1006 DWV Male Adapter

Size	D	E
1-1 1/4"	42.16	3.85
1-1 1/2"	48.26	3.95
2"	60.32	4.15
3"	88.9	5.85
4"	114.3	6.35
5"	141.3	7
6"	168.28	7.6



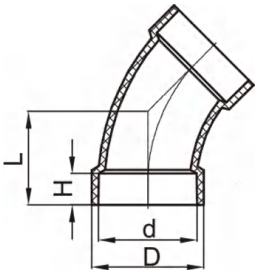

A1007 DWV Elbow45(I)

Size	D	d	H	L
1 1/2"	56.76	48.63	17.7	46.7
2"	68.8	60.71	19.3	57.3
3"	100.73	89.41	38.3	82.3
4"	127.7	114.8	44.7	100.7



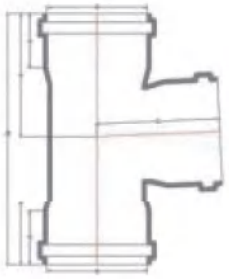

A1008 DWV Reducing tee

Size	D	L	Z	Z1
50	50	36	74.5	145
75	75	41	93.5	182.5
110	110	51	122.5	239.5
160	160	65	160	325.5



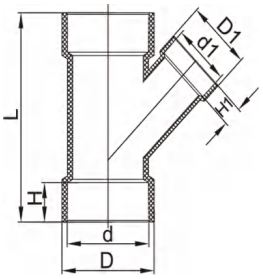

A1009 DWV Coupler

Size	D	d	H	L
1 1/2"	56.76	48.63	17.7	137.4
2"	68.83	60.71	19.3	165.6
3"	100.73	89.41	38.3	244.6
4"	127.7	114.8	44.7	299.4



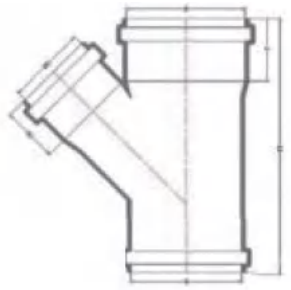

A1010 DWV Y - TEE

Size	D	d	H	L	D1	d1	H1
3"x2"	100.73	89.41	38.3	203.6	68.83	60.7	119.3



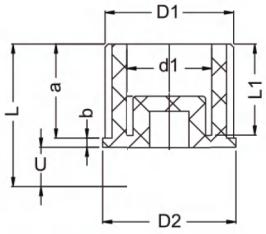

A1011 DWV Reducing Bushing

Size
Φ50
Φ70
Φ110
Φ160
Φ200



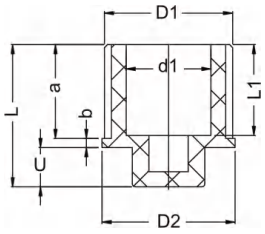

A1012 DWV Plug

Size	D1	d1	L	L1	a	b	Φ22	C
1/2"	1/2"	Φ14	23.5	15	15	1.5	Φ22	7
3/4"	3/4"	Φ18.8	26.5	17	17	2	Φ27	7.5
1"	1"	Φ23	32.5	21	21	2.5	Φ31.8	9
1-1/4"	1-1/4"	Φ31.5	36	23	23	3	Φ42.9	10
1-1/2"	1-1/2"	Φ36.5	39	24	24	3.5	Φ49.6	11.5
2"	2"	Φ47.5	42	26	26	4	Φ60.6	12



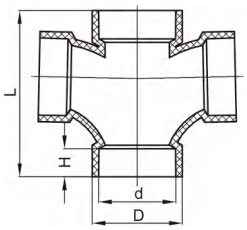

A1013 DWV Tripple

Size	D	d	H	L
1 1/2"	56.76	48.63	17.7	104.4
2"	68.8	60.71	19.3	132.6
3"	100.73	89.41	38.3	200.6
4"	127.7	114.8	44.7	244.4



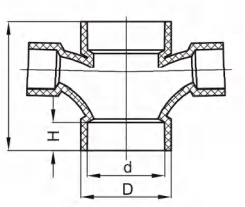

A1014 DWV Reducing cross tee

Size	D	d	H	L
1 1/2"	56.76	48.63	17.7	104.4
2"	68.8	60.71	19.3	132.6
3"	100.73	89.41	38.3	200.6
4"	127.7	114.8	44.7	244.4



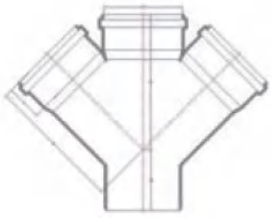

A1015 DWV Cross Y-Tee

Size	D	L	Z	Z1
110	110	51	193	86



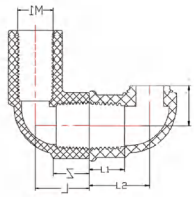

A1016 DWV MALE



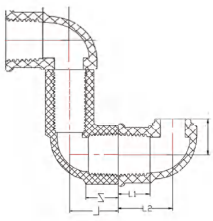

A1017 180 deg S-trap with male clean out



A1018 DWV VENT CAP

Size
Φ50
Φ70
Φ110
Φ160





A1019



PP-R HOT/COLD WATER PRESSURE PIPING SYSTEM

PRODUCT INTRODUCTION

PP-R pipe is a new generation of environment-friendly construction material developed in 1990s. Besides plastic pipe merits-such as lightness, corrosion resistance, anti-deposition and long service life, PP-R pipe also have some new advantages, like hygienism, heat- resistant, material recycled. In the meanwhile, lower coefficient of heat conductivity can help for energy conservation. The usage of thermosol binding technique can make the process of installation very convenient.

Qualified raw material, from Korea, was used for TOMEX PP-R piping networks. The performance standard of PP-R products can match DIN8077 & DIN8078 or GB/T18742.

FEATURES OF PRODUCT

- **Long Service Life:**
  A PN20 water pipe, transporting water at 30℃ can last for more than 50 years, under normal conditions with an operating pressure of 21.8 bars.
- **Hygienism and Non-toxic:**
  The material is a new type environmental building material, which can be used in pure water piping system.
- **Heat-resistant:**
  Under 9.7 bars pressure and 95℃ hot water, the PN25 hot water pipe can continue to work one year.
- **Corrosion-resistant:**
  For most of the ions in the water and chemical substances in the building, there is not chemical reaction, no rust and no corrosion with PP-R piping system.
- **Thermal Insulation and Energy Conservation:**
  The thermal conductivity coefficient is only 1/200 of the metal pipe.

FIELDS OF APPLICATION

Piping networks for cold and hot water transport in residential and commercial buildings, hospitals, hotel, offices, school buildings, shipbuilding etc.

Piping networks for air-condition system.

Piping networks for rainwater utilization system.

Piping networks for solar plants.

Piping networks for swimming pools facilities.



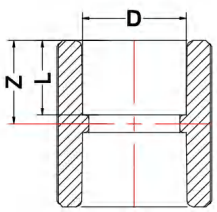

A110101 Socket

size	D	L	Z
20	19	16.5	35
25	23.8	18.5	39
32	31	20.5	43
40	38.7	22.5	48
50	48.7	25.5	54
63	61.6	29.5	62
75	73.2	32.5	68
90	87.8	36.5	76
110	107.3	43.5	89



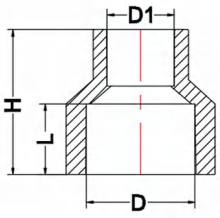

A110102 Reducer

size	D	D1	L	H
25X20	23. 8	19	18.5	39
32X20	31	19	20.5	41
32X25	31	23.8	20.5	43
40X20	38.7	19	22.5	45
40X25	38.7	23.8	22.5	47
40X32	38.7	31	22.5	49
50X20	48.7	19	25.5	47
50X25	48.7	23.8	25.5	49
50X32	48.7	31	25.5	51
50X40	48.7	38.7	25.5	54
63X25	61.6	23.8	29.5	52
63X32	61.6	31	29.5	54
63X40	61.6	38.7	29.5	56
63X50	61.6	48.7	29.5	59
75X40	73.2	38.7	32.5	60
75X50	73.2	48.7	32.5	63
75X63	73.2	61.6	32.5	67
90X50	87.8	48.7	36.5	68
90X63	87.8	61.6	36.5	72
90X75	87.8	73.2	36.5	75
110X63	107.3	61.6	43.5	79
110X75	107.3	73.2	43.5	82
110X90	107.3	87.8	43.5	86



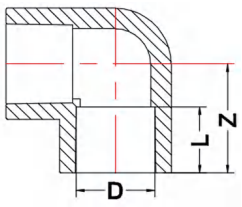

A110103 Elbow

size	D	L	Z
20	19	16.5	27
25	23.8	18.5	32
32	31	20.5	38
40	38.7	22.5	44
50	48.7	25.5	52
63	61.6	29.5	63
75	73.2	32.5	72
90	87.8	36.5	83
110	107.3	43.5	100



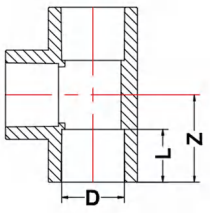

A110104 Tee

size	D	L	Z
20	19	16.5	27
25	23.8	18.5	32
32	31	20.5	38
40	38.7	22.5	44
50	48.7	25.5	52
63	61.6	29.5	63
75	73.2	32.5	72
90	87.8	36	583
110	107.3	43.5	100



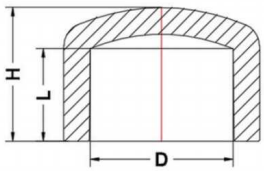

A110105 End Cap

size	D	L	H
20	19	16.5	24
25	23.8	18.5	27
32	31	20.5	29
40	38.7	22.5	34
50	48.7	25.5	39
63	61.6	29.5	46
75	73.2	32.5	52
90	87.8	36.5	60
110	107.3	43.5	70



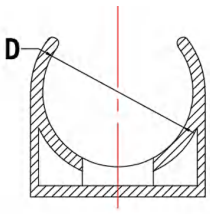

A110106 PPR Clip

size	D
20	20
25	25
32	32
40	40
50	50
63	63



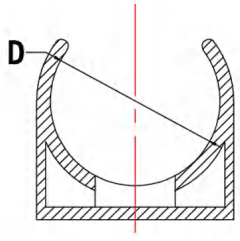

A110107 PPR Clip

size	D
20	20
25	25
32	32
40	40
50	50
63	63



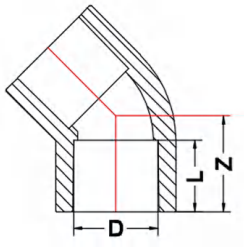

A110108 45 ° Elbow

size	D	L	Z
20	19	16. 5	21. 5
25	23.8	18.5	24. 5
32	31	20.5	28. 5
40	38.7	22.5	32. 5
50	48.7	25.5	37.5
63	61.6	29.5	43.5
75	73.2	32.5	48.5
90	87.8	36.5	56.5
110	107.3	43.5	67.5



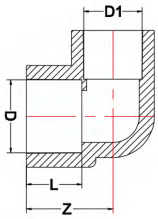

A110109 90 ° Elbow

size	D	D1	L	L1
25X20	23. 8	19	16.5	28.5
32X20	31	19	18.5	31.5
32X25	31	23.8	18.5	33.5



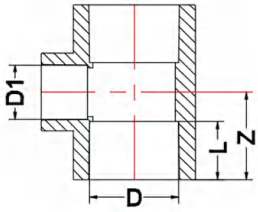

A110110 Reducing Tee

size	D	D1	L	Z
25X20	23.8	19	18.5	30.5
32X20	31	19	20.5	32.5
32X25	31	23.8	20.5	34.5
40X20	38.7	19	22.5	34.5
40X25	38.7	23.8	22.5	36.5
40X32	38.7	31	22.5	39.5
50X20	48.7	19	25.5	37.5
50X25	48.7	23.8	25.5	39.5
50X32	48.7	31	25.5	39.5
50X40	48.7	38.7	25.5	47.5
63X20	61.6	19	29.5	41.5
63X25	61.6	23.8	29.5	43.5
63X32	61.6	31	29.5	47.5
63X40	61.6	38.7	29.5	51.5
63X50	61.6	48.7	29.5	56.5
75X32	73.23	31	32.5	50.5
75X40	73.2	38.7	32.5	53.3
75X50	73.2	48.7	32.5	58.5
75X63	73.2	61.6	32.5	64.5
90X40	87.8	38.7	36.5	57.5
90X50	87.8	48.7	36.5	62.5
90X63	87.8	61.6	36.5	69.5
90X75	87.8	73.2	36.5	75.5
110X50	107.3	48.7	43.5	70.5
110X63	107.3	61.6	43.5	76.5
110X75	107.3	73.2	43.5	82.5
110X90	107.3	87.8	43.5	90.5



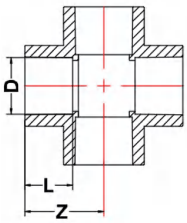

A110111 Cross

size	D	L	Z
20	19	16. 5	27
25	23.8	16.5	32
32	31	16.9	38



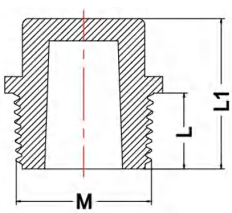

A110112 PPR Plugs

size	D	L	L1
1/2"	1/2"	14	28.8
3/4"	3/4"	18.5	31.8
1"	1"	20.5	34. 8



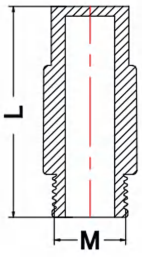

A110113 Male Plug

size	D	L
25X1/2"	1/2"	58. 6



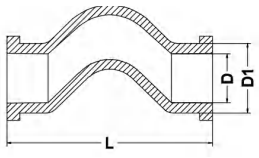

A110114 Brand

size	D	D1	L
20	19	27.5	83
25	23. 8	34	99
32	31	42. 8	119



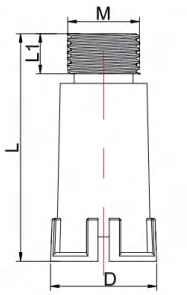

A110115 PPR Clip

size	D	L	L1	M
25X1/2"	30.35	65. 8	11. 6	1/2"



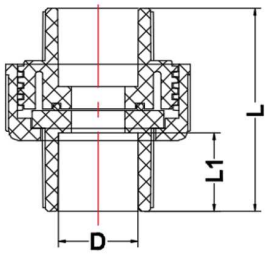

A110116 PPR Union

size	D	L1	L
20	19	16. 5	41
25	23.8	18. 5	48
32	31	20.5	50
40	38. 7	22.5	56
50	48.7	25.5	63
63	61. 6	29.5	72



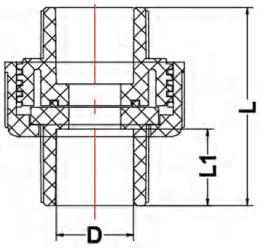

A110117 PPR Union

size	D	L1	L
20	19	16. 5	41
25	23.8	18.5	48
32	31	20.5	50
40	38. 7	22.5	56
50	48.7	25.5	63
63	61. 6	29.5	72



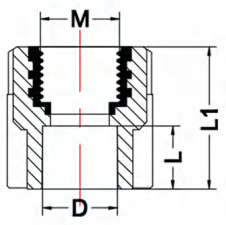

A110118 Female Socket



A110119 Male Socket

size	D	L	H	M
20X1/2"	19	16.5	43	1/2"
20X3/4"	19	16. 5	44	3/4"
25X1/2"	23.8	18.5	44	1/2"
25X3/4"	23.8	18.5	50	3/4"
32X1/2"	31	20.5	46	1/2"
32X3/4"	31	20.5	47	3/4"
32X1 1	31	20.5	48	1"
40X1-1/4"	38.7	22.5	53	1-1/4"
50X1-1/2"	48.7	25.5	53	1-1/2"
63X2"	61.6	29.5	60	2"



A110120 Brand

size	D	L	Z	M
20X1/2"	19	16. 5	28	1/2"
20X3/4"	19	16. 5	28	3/4"
25X1/2"	23. 8	18. 5	30	1/2"
25X3/4"	23.8	18. 5	32	3/4"
32X1/2"	31	20.5	38	1/2"
32X3/4"	31	20. 5	32	3/4"
32X1'	31	20. 5	36	1"
40X1-1/4"	39	22.5	42.5	1-1/4"
50X1-1/2"	48.9	25.5	50. 5	1-1/2"
63X2"	61.8	28.5	61.5	2"



A110121 90 ° Elbow

size	D	L	Z	M
20X1/2"	19	16.5	28	1/2"
20X3/4"	19	16. 5	28	3/4"
25X1/2"	23.8	18.5	30	1/2"
25X3/4"	23.8	18.5	32	3/4"
32X1/2"	31	20.5	38	1/2"
32X3/4"	31	20.5	32	3/4"
32X1"	31	20.5	36	1"
40X1-1/4"	39	22.5	42.5	1-1/4"
50X1-1/2"	48. 9	25.5	50. 5	1-1/2"
63X2"	61.8	28.5	61.5	2"



A110122 Brand

size	D	L	Z	M
20X1/2"	19	16.5	28	1/2"
25X1/2"	23.8	18.5	30	1/2"
25X3/4"	23.8	18.5	32	3/4"
32X1"	31	20.5	36	1"



A110123 Male Elbow with Ear A

size	D	L	Z	M
20X1/2"	19	16.5	28	1/2"
25X1/2"	23.8	18. 5	30	1/2"
25X3/4"	23.8	18.5	32	3/4"
32X1"	31	20.5	36	1"



A110124 Female Tee



A110125 Male Tee

size	D	L	Z	M
20X1/2"	19	16.5	28	1/2"
20X3/4"	19	16.5	28	3/4"
25X1/2"	23.8	18.5	30	1/2"
25X3/4	23.8	18.5	32	3/4"
32X1/2"	31	20.5	38	1/2"
32X3/4"	31	20.5	32	3/4"
32X1 1	31	20.5	36	1"



A110126 Female union

size	D	L	M
20	27.5	55	1/2"
25	34.8	55	3/4"
32	42.2	57	1"
40	52.5	68	1-1/4"
50	65.3	75	1-1/2"
63	83	92	2"



A110127 Male union

size	D	L	M
20	27.5	41	1/2"
25	34.8	48	3/4"
32	42.2	50	1"
40	52.5	56	1-1/4 1
50	65.3	63	1-1/2"
63	83	72	2"



A110128 Female Double Seated Elbow

size	D	D1	Z
20X1/2"	18.8	1/2"	33.95
25X1/2"	23.8	1/2"	36.9



A110129 Female Double Seated Elbow



A110130 Fanger

Size	d0	d1	d2	T	d	dw	D	H	h	da
40 (50)	61.6	50. 35	49. 9	31.2	45	74	150	33.7	18	18
50(63)	77.4	63.4	62.9	37.7	57	93	1 65	41.2	20	18
65(75)	90. 4	75.4	74.9	43.7	69	110	1 85	47.2	23	18
80(90)	106.5	90.5	89.9	51.2	83	126	200	55.7	26	18
100(110)	126.9	110.6	109.9	61.2	103	147	220	65.7	28	18
de125	144	125.7	124.9	68.7	117	164	250	74.2	29	18
125(140)	161.3	140.75	139.9	76.2	131.5	181	250	81.7	30	18
150(160)	184.3	160. 8	159.9	86.2	151	204	285	92.2	32	22
de200	227	201	199.9	106.2	190	256	340	112.2	36	22
200(225)	254. 1	226.2	224.9	118.7	216	271	340	127.7	38	22
de250	281.3	251.3	249.9	131.2	239.5	310	395	138.2	40	22
300(315)	350.7	316.7	314.9	167.7	302	373	445	175.7	44	22
350 (355)	391	356.8	355	184	326	417	510	197	48	24
400 (400)	442	402	400	204.2	369.8	453	570	226	50	24

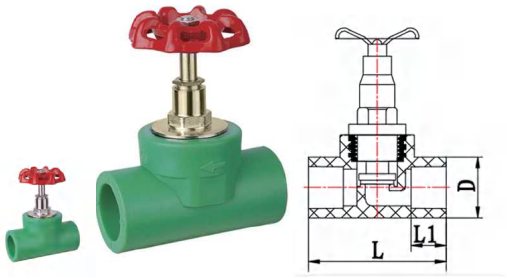

A11V001 Stop Valve

size	D	L1	L
20X1/2"	27.5	16.5	81
20X3/4"	34. 8	18.5	86
25X1/2"	42.2	20.5	94
25X3/4"	52.5	22.5	107
32X1/2"	65.3	25.5	123
32X3/4"	83	29.5	1 40
32X1"	1 00	32.5	157

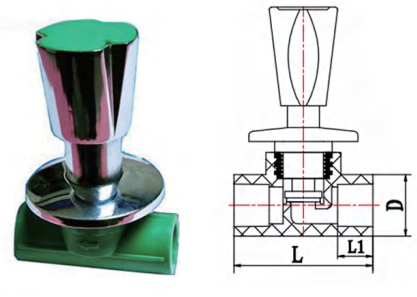

A11V002 Concealed Stop Valve

size	D	L1	L
20	27.5	16.5	62
25	34. 8	18.5	72
32	42.2	20.5	78

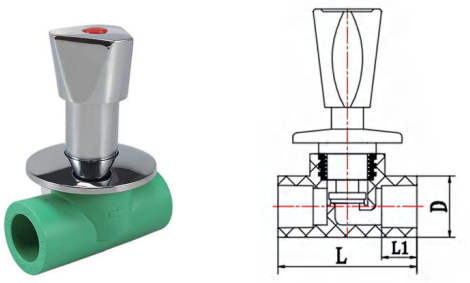

A11V003 Concealed Stop Valve

size	D	L1	L
20X1/2"	27.5	16.5	81
20X3/4"	34. 8	18.5	86
25X1/2"	42.2	20.5	94
25X3/4"	52.5	22.5	107
32X1/2"	65.3	25.5	123
32X3/4"	83	29.5	1 40
32X1"	1 00	32.5	157

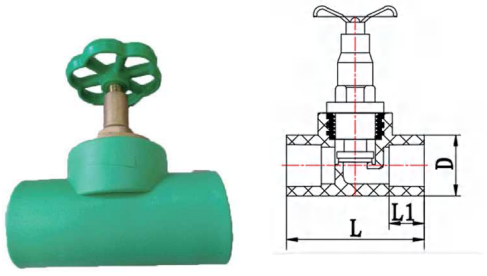

A11V004 PPR STOP VALVE

size	D	L1	L
20X1/2"	27.5	16.5	81
20X3/4"	34. 8	18.5	86
25X1/2"	42.2	20.5	94
25X3/4"	52.5	22.5	107
32X1/2"	65.3	25.5	123
32X3/4"	83	29.5	1 40
32X1"	1 00	32.5	157

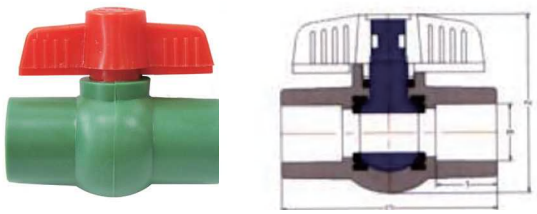

A11V005 PPR BALL VALVE

Size	D	L	L1	Z
1/2"	15. 9	13	68	55
3/4"	22.2	18	80	66. 5
1"	28. 6	23	93.5	81
1-1/4"	34.9	28.5	104	89
1-1/2"	41.3	33.5	115	97.5
2"	54	43.5	126	120

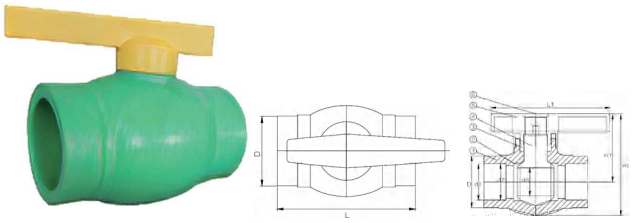

A11V006 PPR BALL VALVE

SIZE	d3	D	L	L1	H2
1/2"	15	28.7	73.7	82.5	62.2
3/4"	20	35.0	78.2	89.5	73.9
1"	25	42.7	88.0	102.8	86.6
1-1/4"	32	53.0	104.6	123.0	95.6
1-1/2"	40	61.0	123.6	148.1	113.4
2"	50	74.0	143.3	148.1	131.2

PART	MATERIAL	QTY
BODY	U-PVC	1
SEAT SEAL	TPE	2
STEM O-RING	NBR/EPDM	1
BALL	PP	1
HANDLE	ABS/PP/U-PVC	1
CAP	ABS/PP	1



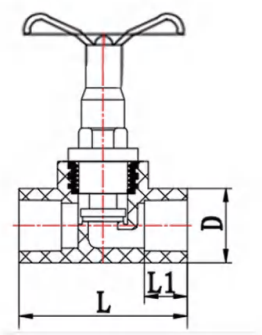

A11V007 Stop Vavle

size	D	L1	L
20X1/2"	27.5	16.5	81
20X3/4"	34. 8	18.5	86
25X1/2"	42.2	20.5	94
25X3/4"	52.5	22.5	107
32X1/2"	65.3	25.5	123
32X3/4"	83	29.5	1 40
32X1"	1 00	32.5	157



A11V008 PPR CHECK VALVE



A11V011 UNION BALL VALVE



A11V012 ppr double union ball valve

size	D	L1	L
20	27.5	16.5	78
25	34.8	18.5	83
32	42.2	20.5	96



A11V013 ppr male single union ball valve

size	D	L1	M
1/2F *20	19	66	1/2
3/4F*25	24	77.5	3/4
1F *32	31	85.5	1



A11V014 ppr female single union ball valve

size	D	L1	M
1/2M*20	19	73	1/2
3/4M*25	24	81.5	3/4
1M*32	31	93.5	1



PEX Pipe Fittings

PRODUCT INTRODUCTION

PEX plumbing pipe is a term that refers to cross-linked polyethylene. It is a form of flexible plumbing tubing used for both hot and cold water supply lines. Thanks to its flexibility and ease of connection, PEX is gradually becoming the preferred pipe for residential and commercial uses.

PEX plumbing pipe is a term that refers to cross-linked polyethylene. It is a form of flexible plumbing tubing used for both hot and cold water supply lines. Thanks to its flexibility and ease of connection, PEX is gradually becoming the preferred pipe for residential and commercial uses.

FEATURES OF PRODUCT

- **Good material**
  Good stability and long-term pressure resistance: good material property, stable performance, good thermal creep resistance, aging resistance, long service life, non-toxic and harmless.
- **Good stability and safety**
  Long term pressure resistance, high safety, low temperature embrittlement temperature up to 70 degrees, can be transported in low temperature environment, construction, aging resistance.
- **Long service life**
  The temperature is 70 ℃, the pressure is 0.8MPa, and it can be used safely for more than 50 years. It can pass the test of anti zinc orrosion, and has a longer life than ordinary pipe fittings in malignant environment, and it is more difficult to leak water.
- **Excellent performance**
  Solid brass structure has excellent properties, which can resist corrosion and mineral accumulation, rust and frost damage. Suitable for new or modified structures and hot or cold water distribution.
- **Easy to install**
  Smooth thread will reduce the resistance in the installation process, save time and improve efficiency. It is easy to install with PEX clamping tool without flame, flux or solder, adhesive, glue or solvent.

Application:

Suitable for pipe connections, such as， push copper pipe, PE-RT, PEX, CPVC or brass pipe.
Pex fitting can be used for the connection of the household floor heating pipe and the water pipe. It Can also be used for aluminum-plastic composite pipe connection, gas pipe connection.



A1201 Coupling



A1202 Reducer



A1203 Elbow



A1204 Tee



A1205 Reducer Tee



A1206 Male Adapter



A1207 Female Elbow



A1208 Male Elbow



A1209 Elbow



A1210 Seated Female Elbow



A1211 Reducer Tee



A1212 Female Tee



A1213 Male Tee



A1214 Cross



A12V01S PEX Brass Ball Valve



A12V02S PEX Female Brass valve



A12V03S PEX Male Brass valve



PVC ELECTRICAL PIPE FITTINGS(ASNZS2053)

PRODUCT INTRODUCTION

Applications include irrigation, golf course construction, swimming pools and spas, and water parks. With its excellent rigidity and chemical resistance, it can be used in many chemical related fields.

FEATURES OF PRODUCT

- **High Flow Ability:**
  The inside and outside wall are smooth, the coefficient of friction is small, roughness is only 0.008 to 0.009, anti-fouling property is strong, fluid transport efficiency is enhanced 25% than cast iron piping network.
- **Corrosion Resistant:**
  PVC-U material has strong resistance to most of acid and alkali. No rust, no antiseptic treatment. The service life is 4 times than that of cast iron.
- **Light Weight and Easy Installation:**
  Weight is very light. The density of PVC-U is only 1/5 to 1/6 of that of cast iron. The method of connection is very simple, and the process of installation is very quickly.
- **High Tensile Strength:**
  PVC-U has high tensile strength, and high shock strength. The piping network of PVC-U is not easy to break, and it works safety.
- **Long Service Life:**
  The piping network with normal material can be used around 20 to 30 years, but the PVC-U piping network can be used longer than 50 years.
- **Cheaper Prices:**
  The price of PVC-U piping network are cheaper than that of cast iron.

FIELDS OF APPLICATION

Piping networks for water supply in building.

Piping networks for piping system in water treatment plant.

Piping networks for water farming.

Piping networks for irrigation, normal water transport for industry.



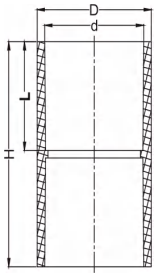

A1701 Solid Coupling

Size	D	d	L	H
20	24.0	20.1	20.3	42.0
25	29.0	25.2	25.0	52.0
32	36.3	32.2	27.7	57.8
40	46.3	40.0	39.0	80.0
50	56.7	50.0	50.0	101.0



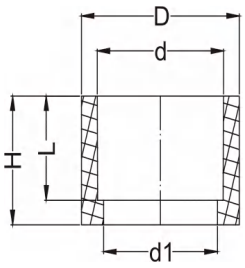

A1702 Plain Reducer

Size	D	d	L	H	d1
20x16	20	16	18.0	21.6	13.6
25x20	25	20	22.0	24.8	17.3
32x25	32	25	22.3	27.0	22.3
40x32	40	32	25.6	31.2	28.5
50x40	50	40	28.8	35.5	36.0



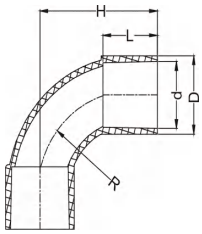

A1703 Solid Elbow

Size	D	d	L	H	d1
20	24.8	20.2	19.7	34.5	42.3
25	29.2	25.0	23.2	38.8	50.0



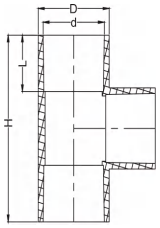

A1704 Straight Tee

Size	D	d	L	H
20	24.2	20.2	16.4	54.3
25	29.2	25.2	20.4	67.3



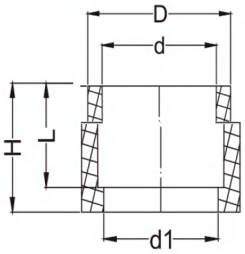

A1705 Plain to Screwed Coupling

Size	D	d	L	H	d1
20x16	20	16	18.0	21.6	13.6
25x20	25	20	22.0	24.8	17.3
32x25	32	25	22.3	27.0	22.3
40x32	40	32	25.6	31.2	28.5
50x40	50	40	28.8	35.5	36.0



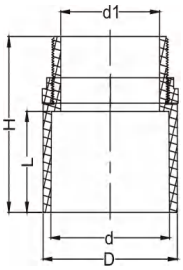

A1706 Plain to Screwed Adaptor

Size	D	d	L	d1	H
20	24.8	20.0	21.0	13.0	35.7
25	31.8	25.0	23.2	19.1	40.0
32	37.3	32.3	29.5	25.7	49.4
40	45.4	40.2	29.9	33.4	52.0
50	57.4	50.2	38.5	42.0	64.5



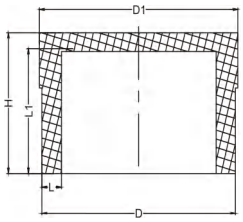

A1707 End Plug

Size	D	D1	L	L1	H
20	20	20.5	2.0	11	12.8
25	25	25.4	1.5	13	15.3



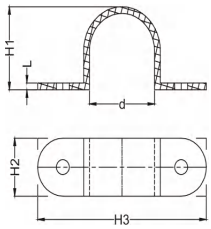

A1708 Saddle Grey

Size	d	L	H1	H2	H3
20	19.6	2.2	21.4	19	63.6
25	24.5	2.2	27.2	19	63.5
32	31.2	2.6	34.6	19	71.2



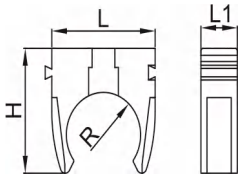

A1709 Conduit Clip

Size	H	L	L1	R
20	28.3	27.2	12	9.7
25	36	34.3	12	12.3
32	38.2	41.2	12.2	15.7



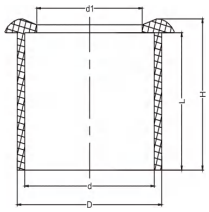

A1710 Pit Bush

Size	D	d	L	H	d1
Φ32	36	32.6	26.3	29.8	33.0
Φ50	55	50.4	40.0	44.0	42.6
Φ100	122	114.6	100.4	59.7	67.3



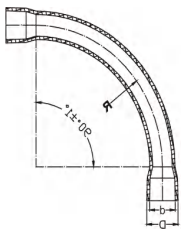

A1711 Sweep Bend 90 °

Size	D	d	R
20/90°	24.8	20.2	100
25/90°	30.2	25.2	135
32/90°	37.6	32.2	1 80
40/90°	46.4	40.2	240
50/90°	57.0	50.2	270
63/90°	71.0	63.2	270
80/90°	98.5	89.3	380
100/90°	126.7	114.9	450
150/90°	155.3	1 40.9	600



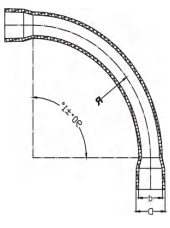

A1712 Sweep Bend 90 °

Size	D	d	R
20/90°	24.8	20.2	100
25/90°	30.2	25.2	135
32/90°	37.6	32.2	180
40/90°	46.4	40.2	240
50/90°	57.0	50.2	270
63/90°	71.0	63.2	270



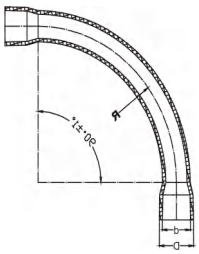

A1713 Sweep Bend 90 °

Size	D	d	R
20/90°	24.8	20.2	100
25/90°	30.2	25.2	135
32/90°	37.6	32.2	180
40/90°	46.4	40.2	240
50/90°	57.0	50.2	270
63/90°	71.0	63.2	270



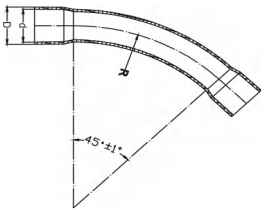

A1714 Sweep Bend 45 °

Size	D	d	R
100/ 45°	126.7	114.9	450
63/ 45°	71.0	63.2	270
50/ 45°	57.0	50.2	270
40/ 45°	46.4	40.2	270
32/ 45°	37.6	32.2	270



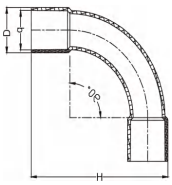

A1715 Standard Bend

Size	D	d	R
20	25.2	20.2	72.0
25	30.0	25.2	92.0
32	36.5	32.0	153.0
40	46.4	40.2	157.4
50	57.2	50.2	204.7



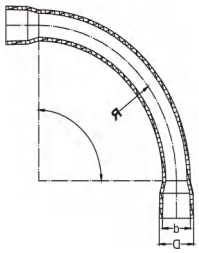

A1716 Telstra Bend 90 °

Size	D	d	R
25/90°	30.2	25.2	135
32/90°	37.6	32.2	180
40/90°	46.4	40.2	240
50/90°	57.0	50.2	280
114/90°	126.7	114.9	450
20-100/90°	30.0	27.1	100
20-305/90°	30.0	27.1	270
50-305/90°	68.3	60.5	280
20-100/45°	30.0	27.1	100
50-305/45°	68.3	60.5	280
50-305/22°	68.3	60.5	280



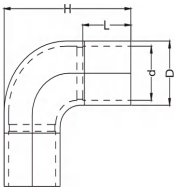

A1717 Inspection Elbow

Size	D	d	L	H
20	24.7	20.2	21.0	61.0
25	29.8	25.2	23.1	68.3
32	36.0	32.2	23.0	75.3



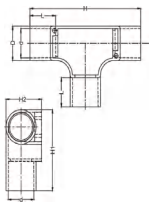

A1718 Inspection Tee

Size	D	d	L	H	H1	H2
20	24.0	20.0	22.0	92	55.0	27.0
25	29.4	25.0	25.0	108	69.0	34.8
32	36.0	32.2	27.6	120	77.8	41.5


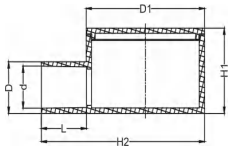

A1719 One Way Shallow J/B

Size	D	d	L	D1	H1	H2
20	24.0	20.0	22.0	65.6	41	85
25	29.4	25.0	25.0	65.6	41	90


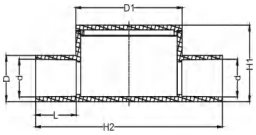

A1720 Two Way Shallow J/B

Size	D	d	L	D1	H1	H2
20	24.0	20.0	22.0	65.6	41	105
25	29.4	25.0	25.0	65.6	41	115


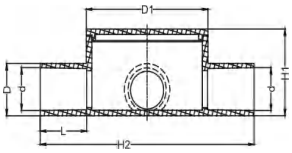

A1721 Three Way Shallow J/B

Size	D	d	L	D1	H1	H2
20	24.4	20.2	20	65.6	41	105
25	29.4	25.2	25	65.6	41	115


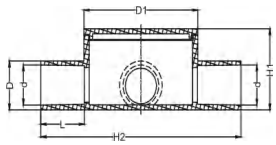

A1722 Four Way Shallow J/B

Size	D	d	L	D1	H1	H2
20	24.4	20.2	20	65.6	41	105
25	29.4	25.2	25	65.6	41	115


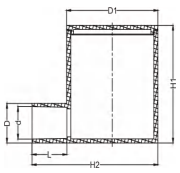

A1723 One Way Deep J/B

Size	D	d	L	D1	H1	H2
20	24.4	20.2	20	65.6	71	85
25	29.4	25.2	25	65.6	71	90


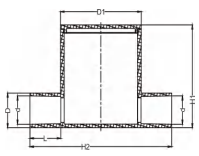

A1724 Two Way Deep J/B

Size	D	d	L	D1	H1	H2
20	24.4	20.2	20	65.6	71	104
25	29.4	25.2	25	65.6	71	114

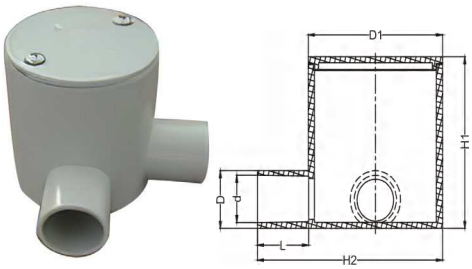

A1725 Right Angle Deep J/B

Size	D	d	L	D1	H1	H2
20	24.4	20.2	20	65.6	71	85
25	29.4	25.2	25	65.6	71	90

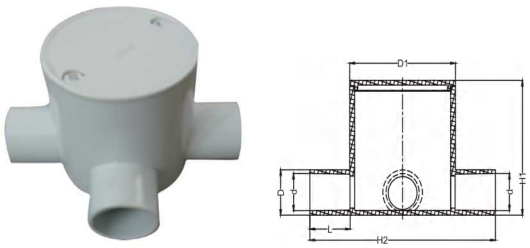

A1726 Three Way Deep J/B

Size	D	d	L	D1	H1	H2
20	24.4	20.2	20	65.6	71	104
25	29.4	25.2	25	65.6	71	114

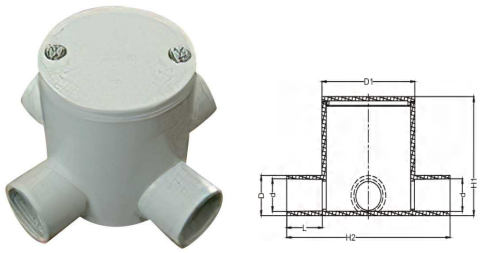

A1727 Four Way Deep J/B

Size	D	d	L	D1	H1	H2
20	24.4	20.2	20	65.6	71	104
25	29.4	25.2	25	65.6	71	114

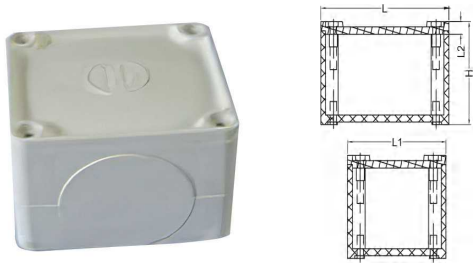

A1728 Adatable Box

Size	L	L1	H	L2
77x77x54	77	77	54	6.6
108x108x76	108	108	76	7.7
211x108x81	211	108	81	9.6

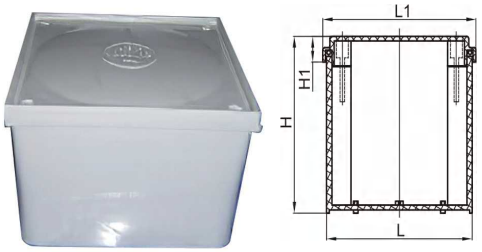

A1729 Adatable Box

Size	H	H1	L	L1
82x82x88	88	17	83	87.5
225x225x113	113	13	225	236

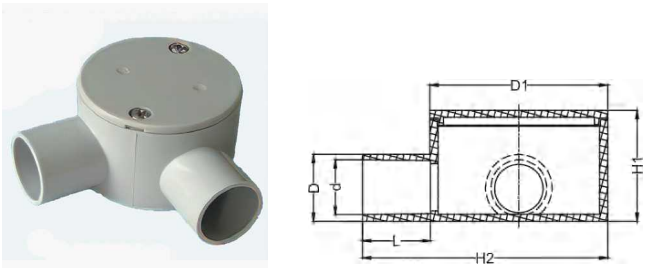

A1730 Angel box (two way)

Size	D	d	L	D1	H1	H2
20	24.0	20.0	22.0	65.6	41	85
25	29.4	25.0	25.0	65.6	41	90



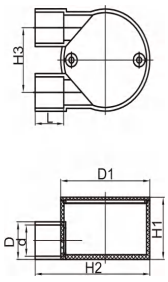

A1731 One Way Shallow J/B

Size	H	H1	L	L1
82x82x88	88	17	83	87.5
225x225x113	113	13	225	236



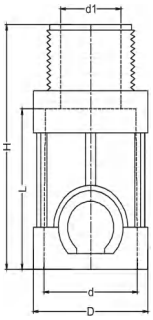

A1732 Clip Adaptor

Size	D	d	L	H	d1
20	25	20.2	30.5	13	46.8



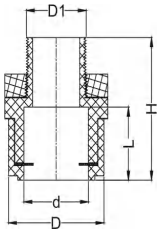

A1733 Straight gland

Size	D	d	L	D1	H1
20	30	20.2	20	18.8	39
25	37	25.3	26	23.9	49
32	45.6	32.5	28.6	29.7	47.3
40	55.3	40.5	36.1	37.8	53.4
50	66.6	50.5	40.8	47.3	57.2



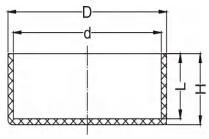

A1734 Conduit Cap

Size	D	d	L	H
32	36.9	32.1	19.5	22.5
40	45.5	40.1	24.1	26.8
50	56.2	50.2	28.0	31.0
63	69.4	63.2	34.3	37.5
80	96.2	89.2	26.0	29.5
100	122.8	114.8	26.0	30.0
125	149.2	140.8	30.8	35.0
150	169.4	161.0	35.5	40.0



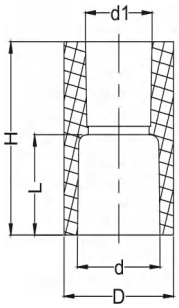

A1735 Reducer

Size	D	d	L	H	d1
25x20	33.2	25.0	26.6	20.2	51.1



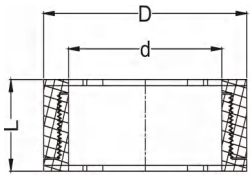

A1736 Female Conduit Bush

Size	D	d	L
20	26.6	13.8	17.2
25	32.0	21.0	18.0
32	38.7	26.6	17.8
40	47.6	34.5	23.6
50	57.7	43.6	22.6



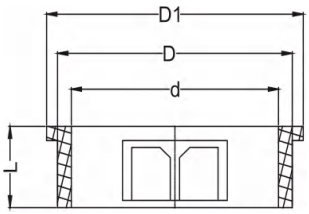

A1737 Nylon Ring

Size	D	d	L	H
20	22.8	20.5	16.6	10.3
25	28.9	25.3	20.0	12.0
32	41.6	38.0	33.6	11.5



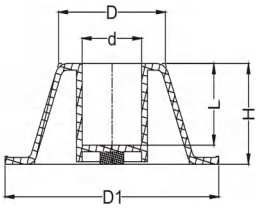

A1738 Locating Flange

Size	D	d	L	H	D1
20	45	20	30	90	37
25	45	25	30	90	37



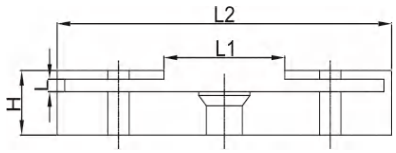

A1739 Saddle Spacers

Size	L	L1	L2	H
20	2.9	26.0	70.6	12.5
25	2.5	30.9	70.6	12.4



PVC Transparent Pipe Fittings

PRODUCT INTRODUCTION

The clear PVC tee connection method of transparent pvc pipe fittings means a pipe joint with three openings. This kind of transparent PVC pipe fittings is widely used in our lives. Generally speaking, the special quick connector will have a larger outer diameter than the original pipe, so the pipe must be cut off a short length so that it can be easily inserted in. As long as the two ends are tightened, the water does not leak.

FEATURES OF PRODUCT

- **High Flow Ability:**
  With special PVC formula and UV stabilizer UV stabilizer, the pipes and fittings will not fade for a long time, with a transparent color, clear and visible, and can be dealt with quickly in special cases.
- **Smooth inner wall:**
  The inner wall is smooth, no fouling, and does not affect the fluid delivery.
- **High corrosion resistance:**
  It has good chemical stability such as acid and alkali resistance.
- **Clear view of pipeline status:**
  You can clearly understand the direction and status of fluid delivery inside the pipeline, without the need to stick indicator labels, which is convenient for system monitoring.
- **Monitoring and Protection Features:**
  It can be installed outside the pipeline for conveying important or dangerous chemicals, and has the function of monitoring and protection.
- **Easy to install:**
  The construction is convenient and fast, and does not require special tools and professionals.





A180101 Coupling

size	DO	d1	d2	d	T	L
1/2"	30.50	21.54	21.23	17.00	23.22	50.40
3/4"	36.90	26.87	26.57	22.50	26.40	56.80
1"	44.70	33.66	33.27	29.00	29.57	63.10
1-1/4"	54. 00	42. 42	42.04	38.00	32.75	69.50
1-1/2"	60.60	48.56	48.11	43.00	35.93	75.80
2"	73. 10	60.63	60.17	55.00	39.10	82.20
2-1/2"	88. 40	73.38	72.85	67.50	45.45	96.00
3"	105.30	89.31	88.70	83.00	48.63	102.30
4"	132	114. 76	114.07	106	58.15	124.00
5"	161.90	141.81	141.04	133.00	67.68	144
6"	190.9	168. 83	168	160	77.20	164.4
8"	245.90	219.84	218.69	208.00	102. 60	215.20
10"	305.80	273.81	272.67	262.5	128	266.00
12"	360.60	324.60	323.47	313.00	153.40	316.80
14"	394.11	355.94	354.33	331.50	200.00	378.00
16"	450.00	407.19	405.33	363.80	230.66	420.00



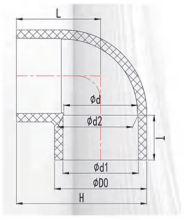

A180102 Elbow

size	DO	d1	d2	d	T	L	H
1/2"	30.50	21.54	21.23	17.00	23.22	36.25	51.50
3/4"	36.90	26.87	26.57	22.50	26. 40	41.40	59.85
1	44.70	33.66	33.27	29.00	29.57	47.10	69.45
1-1/4"	54. 00	42. 42	42. 04	38. 00	32. 75	55. 75	82. 75
1-1/2"	60. 60	48. 56	48.11	43. 00	35.93	61.95	92. 25
2"	73. 10	60. 63	60.1 7	55. 00	39. 10	70. 85	107. 40
2-1/2"	88.40	73.38	72.85	67.50	45.45	84.50	128.70
3"	105. 30	89.31	88. 70	83. 00	48.63	97.63	149.30
4	132. 00	114. 76	114. 07	106. 00	58. 15	117.25	183. 25
5"	161.90	141.81	141.04	133.00	67.68	143.50	224.45
6"	190.90	168.83	168.00	1 60.00	77.20	166. 25	261. 70
8"	245.90	219.84	218.69	208.00	102.60	216.30	340.55
10"	305. 80	273.81	272. 67	262. 50	128.00	278.00	430. 90
12"	361 .60	324. 60	323. 47	288. 50	153. 40	328.50	509.70
14"	394.11	355.94	354.33	331.50	200.00	375. 75	576.00
16"	450.00	407.19	405.33	363.80	230.66	431.50	657.50



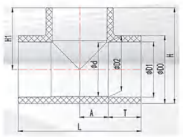

A180103 Tee

size	DO	d1	d2	d	T	H1	H	L
1/2"	30.14	21.54	21.23	17.00	23.22	36.25	51.50	72.50
3/4"	35.87	26.87	26.57	22.50	26.40	41.40	59.85	82.80
1"	44.30	33.66	33.27	29.00	29.57	47.10	69.45	94.20
1-1/4"	53.42	42.42	42.04	38.00	32.75	55.75	82.75	111.50
1-1/2"	60.40	48.56	48.11	43.00	35.93	62.00	92.25	124.00
2	73.10	60.63	60.17	55.00	39.10	70.85	107.40	141.70
2-1/2"	88.40	73.38	72.85	67.50	45.45	83.28	128.70	166.55
3"	105.70	89.31	88.70	83.00	48.63	97.08	149.30	194.15
4"	132.50	114.76	114.07	106.00	58.15	117.25	183.25	234.50
5"	161.60	141.81	141.04	133.00	67.68	142.80	227.95	285.60
6	192.00	168.83	168.00	160.00	77.20	166.25	261.70	332.50
8"	246.50	219.84	218.69	208.00	102.60	217.60	340.55	435.20
10"	305.80	273.81	272.67	262.50	128.00	278.00	430.90	556.00
12"	361.60	324.60	323.47	313.00	153. 40	328.50	_509.70	656.80
14"	394.11	355.94	354.33	331.50	200.00	371.10	571 .60	742.20
16"(FRP)	450	407.19	405.33	363.80	230.66	414.00	640.5	828



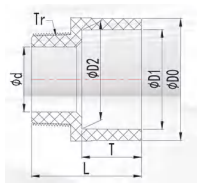

A180104 Clear Male Adapter

Size	DO	D1	D2	d	T	L	Tr thread
1/2"	29. 55	21.54	21.23	11.30	23.22	41.50	1/2"
3/4"	35. 30	26.87	26.57	16. 00	26.40	45.90	3/4"
1"	43.66	33.66	33.27	21.35	29.57	51.50	1"
1-1/4"	50. 00	42. 42	42. 04	28.80	32.75	56.80	1-1/4"
1-1/2"	59. 85	48.56	48.11	32.50	35.93	61.50	1-1/2"
2"	72.25	60.63	60.17	41.30	39.10	71.00	2"
2-1/2"	88. 00	73.38	72.85	55. 80	45. 45	82.00	2-1/2"
3"	105.45	89.31	88. 70	67.30	48. 63	88. 65	3"
4"	132.00	114. 76	114.07	91.60	58.15	104. 65	4"



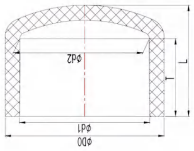

A180105 Clear Cap

size	D0	d1	d2	T	L
1/2"	29.54	21.54	21.23	23.22	30. 80
3/4"	35.31	26.87	26.57	26.4	35.13
1	43.7	33.66	33.27	29.57	40. 00
1-1/4"	53.05	42.42	42. 04	32.75	45. 00
1-1/2"	59.86	48.56	48.11	35.93	49.00
2	72.23	60.63	60.17	39.10	53.95
2-1/2"	87.8	73.38	72.85	45.45	64.2
3"	105.3	89.31	88.7	48.63	58. 00
4"	132	114.76	114.07	58.15	81.00
5"	161.8	141.81	141.04	67.68	106.5
6"	190.85	168.83	1 68.00	77.2	119.55
8"	245.85	219.84	218.69	102.60	141.70
10"	305.80	273.81	272.67	128.00	186.25
12"	361.60	324.60	323.47	153.4	228.00



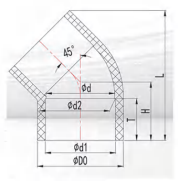

A180106 45 ° Elbow

size	D0	d1	d2	d	T	H
1/2"	30.50	21. 54	21.23	17.00	23.22	29.72
3/4"	35.27	26.87	26.57	22.50	26.40	34.4
1"	43.66	33.66	33.27	29.00	29.57	37.58
1-1/4"	53.02	42. 42	42.04	38.00	32.75	42.75
1-1/2"	59.86	48.56	48.11	43.00	35.93	47.93
2"	72.22	60.63	60.17	55.00	39.10	55.10
2-1/2"	88.00	73.38	72.85	67.50	45.45	63.50
3"	105.30	89.31	88.70	83.00	48.63	68. 63
4"	132.00	114.76	114.07	106.00	58.15	84.15
5"	161.90	141.81	141.04	133.00	67.68	104.55
6"	190.90	168.83	1 68. 00	160.00	77.20	122.20
8	245.90	219.84	218.69	208.00	102.60	153.80
10"	305.20	273.80	272.67	262.50	128.00	188.00
12 "	358.15	324.60	323.47	311.00	164.30	242.80
14"	394.11	355.94	354.33	331.50	200.00	270.94
16"	450.00	407.19	405.33	363.80	230.66	306.81



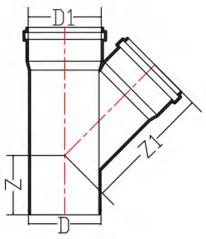

A180107 PVC Y-TEE

size	D	D1	Z	Z1
110	110	110.4	104.2	214.3
160	160.1	161.6	127.7	300.3



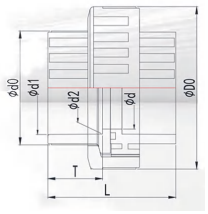

A180108 Clear Union

Size	D0	d0	d1	d2	d	T	L
1/2"	47. 00	29. 54	21. 54	21.23	17.00	23. 22	48. 20
3/4"	54. 00	35. 36	26. 87	26. 57	22. 50	26. .40	55. 50
1"	67.00	43. 66	33. 66	33.27	29.00	29.57	62. 10
1-1/4"	78. 50	53. 02	42. 42	42. 04	38. 00	32. 75	70. 00
1-1/2"	93. 00	59. 86	48. 56	48.11	43. 00	35. 93	80. 00
2"	1 10.60	72. 23	60. 63	60.17	55. 00	39. 10	90. 50
2-1/2"	1 30.60	88.00	73.38	72. 85	67.50	45. 45	104.00
3"	148.50	105. 30	89. 31	88. 70	83.00	48. 63	117.00
4"	173.50	132.00	114. 76	114.07	1 06. 00	58.15	136. 60



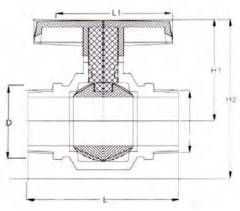

A1801V01 Clear Double Union Ball Valve

SIZE	d3	D	L	L1	H2
3/4"	20	57.5	79.3	65.3	87.4
1"	25	65.8	88.7	75.6	100.7
1-1/4"	32	76.4	103.5	86.2	117.8
1-1/2"	40	60	127	27.5	129.5
2"	50	73.7	147	27.8	159



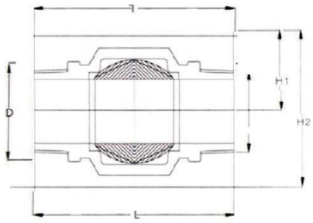

A1801V02 True union check valve





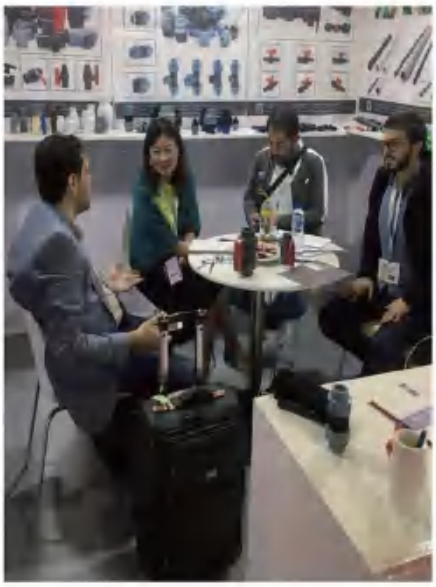



2009 November, the Big 5 International Building & Construction Show at Dubai.

2013 October, EXPO CIHAC at Mexico.





2016 May, National Hardware Show inLas Vegas,USA.



2019 September,Drinktecr Fair in Munich,Germany







TOMMUR INDUSTRY SHANGHAI CO., LTD

上海天卯实业有限公司

Address: No.123, shenmei Rd. Pudong District, shanghai china

Tel: 86-21-20986526

Fax: 86-21-20986527

Mob: 86-18016050068

Skype: contacttomex

Email: contact@tomex.com.cn

Wechat/Whatsapp: 86-18016050068

